

YSGOL GYNRADD BLAENGWRACH PRIMARY SCHOOL



Heol Wenallt
Cwmgwrach
Neath

SA11 5PS

Tel/fax: (01639) 720342

Email: blaengwrachprimary@npt.school

Website: <https://blaengwrach-primary-school.j2bloggy.com/>

🐦 : @BlaengwrachPri1

Head Teacher: Mrs Samantha Sharp ALCM, BA (Hons) NPQH

School Admin: Mrs Karen Thomas

Dear Parent / Carer

Miss Gully - Year 4 / Year 5 - week commencing 22nd February 2021

I hope you have all had a wonderful half term and found time for rest and relaxation. Thank you for all the work that was shared last term, I am looking forward to seeing all the great work to come.

All the videos to enhance and help with the children's learning are on Flipgrid. If you are unsure how to access this, please refer to the previous instructions given or email me.

Here are the tasks for the week commencing 22/02/21.

Maths: Practise your multiplication tables on TT Rockstars.

Maths Facts – continue with learning these important maths facts.

You can also use J2e Blast (KS2 Arithmetic) to practise your mental maths. (Log on to Hwb then go to the menu (the waffle) and select Just2easy. From the J2Launch window, select J2blast then choose the yellow KS2 games for learning arithmetic).

This week's Maths focus is on multiplication. I have created a video for you to watch on Flipgrid which explains how to do it if you are unsure.

Task 1. To practise timestables – 2s, 3s, 4s, 5s, 6s and 8s

Choose the 4 timestables from above that you are least confident with and write them out (from 0X – 12X). Then play the game hit the button, choosing timestables and then the ones you need to practise.

<https://www.topmarks.co.uk/maths-games/hit-the-button>

Task 2. To multiply a 2-digit number by a 1-digit number

Use your 2 and 5 timestable knowledge to answer the multiplication sums.

Task 3. To multiply a 2-digit number by a 1-digit number

Use your 3, 4, 6 and 8 timestable knowledge to answer the multiplication sums.

Task 4. Multiplication problem solving

Use your knowledge of the multiplication you have been practising this week to solve the word problems.

English: I have created an example for tasks 2 and 3 to help you.

Task 1. To find information in a character description.

Read the Character description for the Gruffalo.

Now answer the questions using the descriptions from the text. (You don't have to use full sentences for this task, just note down/ list the words and phrases used)

- What does the character look like?
- What does the character feel like?
- What does the character sound like?
- What does the character do? How do they do it? (Think about when they move, do they walk, stomp, fly – and how loudly, quickly, fiercely)
- What is the characters personality?
- What simile is used to describe the character?

Task 2. To plan a character description.

Think about the different folktale characters that we have read about, the red and white dragons, Prince Llewelyn, Gelert and the wolf. Choose one of these characters and complete the planning sheet. This is just a plan so you don't need to write sentences, just note down words or phrases that you can then extend tomorrow. I have done an example to help you.

Task 3. To write a short character description

Use the Gruffalo example and your planning from yesterday to write a short character description for the character that you chose. You can also have a look at my example to help you.

Remember to use;

- Capital letters and full stops!
- Adjectives and adverbs
- Interesting vocabulary
- A simile

Reading: Please respond to my Flipgrid Video for reading this week by reading a couple of pages from your reading book.

Science: Our new topic is 'Energy, Light, and Sound'.

To describe and explain sound sources.

First complete the sound mind map.

Watch my Flipgrid Video for my introduction where we have a look at sound.

<https://www.bbc.co.uk/bitesize/clips/zqtxpv4> here is the link to the video I talk about.

Then complete the sound survey task.

Extra information: Find out more about how sound is made and how we can hear it.
Follow these links.

<https://www.bbc.co.uk/bitesize/topics/zgffr82/articles/zstr2nb>

<https://www.bbc.co.uk/bitesize/topics/zgffr82/articles/zx9hcj6>

Topic: 'Celebrating Culture'

To explain what makes the Gurdwara a special place for Sikhs.

Watch my Flipgrid Video for my introduction where we have a look at the Gurdwara – the place of worship for Sikhs. Once you have watched my video, match the features of the Gurdwara to their facts.

Follow this link for a virtual tour of a Gurdwara. What features can you see?

<https://www.bbc.co.uk/teach/class-clips-video/the-gurdwara/z4qc8xs>

PE:

- PE with Joe is live on youtube at 9am to help you keep fit, so join in if you can. An adult must access youtube.

I am looking forward to seeing all your wonderful work this week, may I ask that you put a title and the date on each piece of work so that I know what you have done. Please continue to complete your work on Office 365 on Hwb and share it with me as well as having a go at responding to my Flipgrid Videos.

You can also find your tasks outlined on Just2easy. If you log on to Hwb then go to the menu (the waffle) and select Just2easy. From the J2Launch window and select shared files. If you know how to complete your work on J2e and save it in your pupil file then you can do this (email me to let me know you have done it) however if not please still use Office 365 to complete your work and share it with me.

Please email me with any queries you have and I'll be happy to help.

Stay safe,

Miss Gully – GullyE12@hwbcymru.net

Other useful links to support learning:

<https://www.twinkl.co.uk/resources/adnoddau-cymraeg-welsh-resources/parents-rhieni-wales-cymru/english-medium-parents-rhieni-wales-cymru> (you can create a FREE account)

BBC Bitesize:

<https://www.bbc.co.uk/bitesize/primary>

Primary Resources:

<http://www.primaryresources.co.uk/>

Woodlands Primary School:

<http://www.primaryhomeworkhelp.co.uk/>

Hwb:

<https://hwb.gov.wales/>

TT Rockstars (times tables practice)

<https://trockstars.com/home>

Jolly Phonics:

<https://www.jollylearning.co.uk/school-closure-support-for-parents/>

Maths Tasks

Task 2 - Multiplying 2-digits by 2 and 5

- | | |
|---------------------|---------------------|
| 1. $13 \times 2 =$ | 11. $18 \times 2 =$ |
| 2. $13 \times 5 =$ | 12. $18 \times 5 =$ |
| 3. $14 \times 2 =$ | 13. $19 \times 2 =$ |
| 4. $14 \times 5 =$ | 14. $19 \times 5 =$ |
| 5. $15 \times 2 =$ | 15. $21 \times 2 =$ |
| 6. $15 \times 5 =$ | 16. $23 \times 5 =$ |
| 7. $16 \times 2 =$ | 17. $27 \times 2 =$ |
| 8. $16 \times 5 =$ | 18. $22 \times 5 =$ |
| 9. $17 \times 2 =$ | 19. $39 \times 2 =$ |
| 10. $17 \times 5 =$ | 20. $34 \times 5 =$ |

Optional Challenge

- | | |
|--------------------|----------------------|
| 1. $37 \times 2 =$ | 9. $75 \times 2 =$ |
| 2. $32 \times 5 =$ | 10. $65 \times 5 =$ |
| 3. $48 \times 2 =$ | 11. $87 \times 2 =$ |
| 4. $41 \times 5 =$ | 12. $93 \times 5 =$ |
| 5. $53 \times 2 =$ | 13. $86 \times 5 =$ |
| 6. $54 \times 5 =$ | 14. $132 \times 2 =$ |
| 7. $69 \times 2 =$ | 15. $136 \times 5 =$ |
| 8. $73 \times 5 =$ | |

Task 3 - Multiplying 2-digits by 3, 4, 6 and 8

- | | | |
|--------------------|---------------------|---------------------|
| 1. $13 \times 3 =$ | 9. $22 \times 4 =$ | 17. $25 \times 6 =$ |
| 2. $16 \times 3 =$ | 10. $25 \times 4 =$ | 18. $33 \times 6 =$ |
| 3. $21 \times 3 =$ | 11. $31 \times 4 =$ | 19. $47 \times 6 =$ |
| 4. $27 \times 3 =$ | 12. $39 \times 4 =$ | 20. $59 \times 6 =$ |
| 5. $35 \times 3 =$ | 13. $40 \times 4 =$ | 21. $62 \times 6 =$ |
| 6. $48 \times 3 =$ | 14. $63 \times 4 =$ | 22. $13 \times 8 =$ |
| 7. $54 \times 3 =$ | 15. $14 \times 6 =$ | 23. $15 \times 8 =$ |
| 8. $17 \times 4 =$ | 16. $21 \times 6 =$ | 24. $23 \times 8 =$ |

Optional Challenge

- | | |
|--------------------|----------------------|
| 1. $21 \times 8 =$ | 8. $67 \times 2 =$ |
| 2. $34 \times 4 =$ | 9. $76 \times 8 =$ |
| 3. $62 \times 2 =$ | 10. $38 \times 6 =$ |
| 4. $71 \times 6 =$ | 11. $93 \times 0 =$ |
| 5. $37 \times 3 =$ | 12. $58 \times 3 =$ |
| 6. $93 \times 5 =$ | 13. $138 \times 3 =$ |
| 7. $42 \times 4 =$ | 14. $126 \times 6 =$ |

Task 4 - To solve the multiplication word problems

Remember to read the question carefully and underline the key information.

1. There are 43 people at a picnic, and they all need 4 sandwiches each. How many sandwiches need to be made?
2. On a sunny morning the park is filled with dogs and their owners. There are 16 owners and they each have 3 dogs. How many dogs are at the park?
3. There is 92 calories in 1 chocolate bar. How many calories are in 5 chocolate bars?
4. Sally's phone bill is £33 per month. How much does 6 months of her phone bill cost?
5. John has 76 pairs of socks. How many individual socks does he have?
6. Hannah books a holiday to New York. Her hotel room costs £86 per night. If she stays at the hotel for 5 nights, how much will it cost her?
7. David buys 8 plants from the garden centre for £16 each. What was the total cost of the plants?
8. A plumber earns £24 an hour. How much will he earn in 6 hours work?
9. There are 21 cookies in a packet. How many cookies are in 3 packets?
10. Sophie has 36 CDs in each rack. She has 2 racks of CDs. How many CDs does she have?
11. Freddie has a tea party for his birthday and his mum is cooking 4 fish fingers for each friend. He invites 26 friends AND Freddie will eat fish fingers. How many fish fingers does Freddie's mum need to buy?
12. The teacher needs each table to have 25 colouring pencils. There are 8 tables. How many colouring pencils does she need?
13. The cookie monster loves cookies and wants the biggest amount he can get. Which option would give him the most cookies?

Option 1 - 6 packets of cookies with 15 in each packet.

Option 2 - 3 packets of cookies with 21 in each packet.

Option 3 - 4 packets of cookies with 19 in each packet.

Option 4 - 5 packets of cookies with 16 in each packet.

Option 5 - 8 packets of cookies with 10 in each packet.

Option 6 - 2 packets of cookies with 26 in each packet.

English Tasks

Task 1



The Gruffalo

The Gruffalo has two large, curved horns at the top of his head. He has bright orange eyes and a slimy, black tongue. The Gruffalo has an enormous, poisonous wart on the end of his wet nose. Running all down his back are sharp pointed prickles. His claws are as sharp as razors but his teeth are blunt and brittle. His fur feels as soft as a cotton wool but it is matted and tangled. He has knobbly knees and turned out toes. His feet are gigantic and he stomps through the forest whilst swishing his long bushy tail. The animals are scared of him because he is so terrifyingly large.

Task 2 - Character Description Planning Sheet

A picture of your chosen character

What does the character look like? (Write down some nouns and adjectives)

What does the character do? How do they do it? (Write down some verbs and adverbs - Think about how they move, fiercely stomp, elegantly glide)

What does the character sound like?

What does the character feel like?

What is the character's personality?

A simile to describe the character.

Miss Gully's example - Character Description Planning Sheet

A picture of your chosen character - Red dragon



What does the character look like? (Write down some nouns and adjectives)

Enormous claws

Strong wings

Long prickly snout (nose)

Piercing eyes

Terrible temper

Glistening ruby scales

Raging red dragon

What does the character do? How do they do it? (Write down some verbs and adverbs - Think about how they move, fiercely stomp, elegantly glide)

Fiercely attacks

Elegantly glides

Successfully protects

What does the character sound like?

Loud roar

What does the character feel like?

Scaley cold

What is the character's personality?

Brave

Strong

Kind

A simile to describe the character.

A tail as sharp as a knife

Fire like lava

Task 3 - Miss Gully's Example - Red dragon character description

I didn't use all the words and phrases I put in my plan, just some of them and I have put them in grey. I used these ideas to make sentences for my description. It doesn't have to be hugely long, just focus on making it interesting to read.

The raging red dragon has a long prickly snout that breathes out roaring hot smoke like lava from a volcano. He has piercing eyes and a terrible temper. His glistening ruby scales running down his back, cold and rough to touch. His wings are strong as he elegantly glides through the sky to protect the land. The people are hopeful as the brave, kind dragon descends to the ground.

Year 4 Spelling words

Year 4 Set 19

Using the prefix 'ad'

verb

adverb

apt

adapt

venture

adventure

join

adjoin

admit

adjust

advert

addition

admire

adopt

address

advance

Year 5 Spelling words

Year 5 Set 19

'oo' and 'ough'

rough

cough

plough

enough

tough

trough

brought

drought

school

cool

good

shook

crook

stood

boot

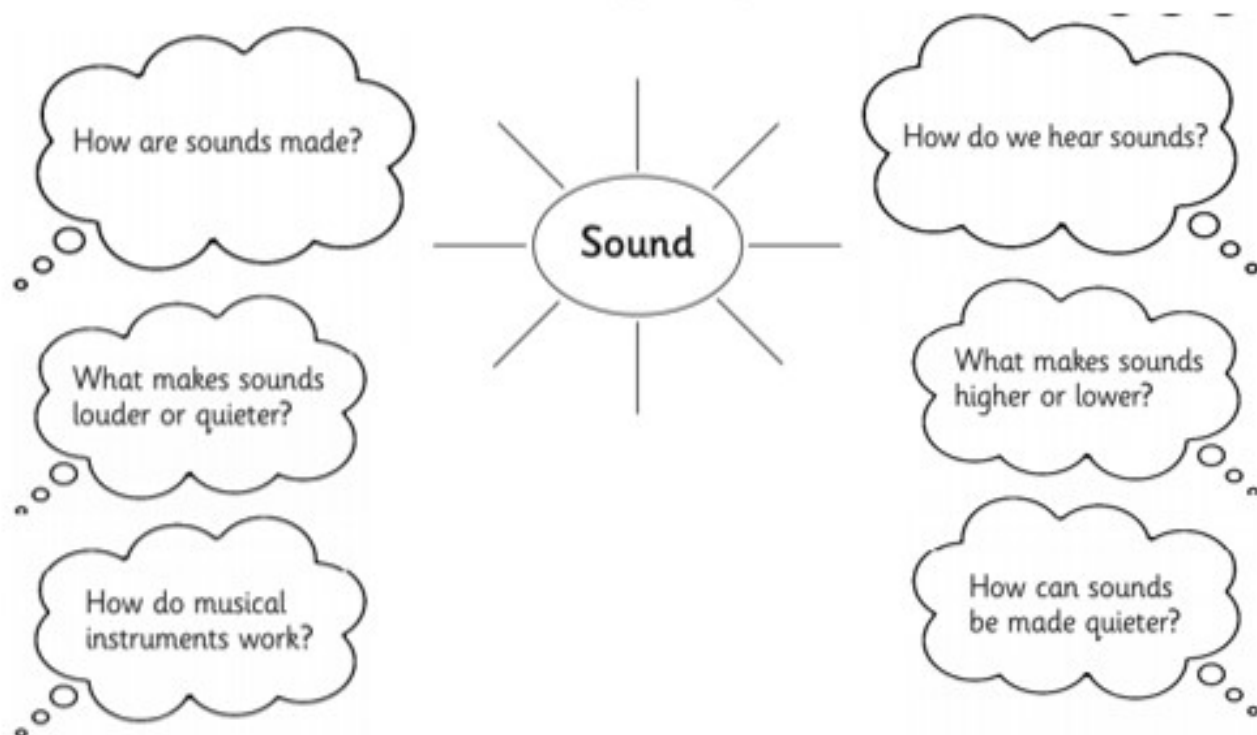
moose

Science Tasks

Task 1 - Sound Source mindmap

Create your own mind map to answer these questions with words or pictures.

Draw or write about the things you already know about sound.



Do you have any questions about sound? What would you like to find out?

Task 2 - Sound Survey

Go for a walk around your local area or a walk around your house/ garden. Make a list of the sounds you could hear in the table, and think about what you think was vibrating to make each sound.

What sounds could you hear?	What was vibrating to make the sound?












Which sound was the noisiest?

Which sound was the quietest?

Topic Task

Watch my introduction to the Gurdwara on Flipgrid. Then in a word document write two facts about each of the 11 features of the Gurdwara below. You can use the fact statements to help you. Please include a picture of each feature also.

Features

Nishan Sahib 	Chanani 	Head Covering 	
Darbar Sahib 	Shoe Rack 	Manji Sahib 	Chaur 
Four Doors 	Palki Sahib 	Golak 	Langar 

Fact statements

This is a raised platform.	It has the Sikh symbol called the 'Khanda' on it.
This is a free communal kitchen.	It contains the Manji Sahib.
Wearing shoes in the prayer hall is considered disrespectful.	The canopy is made of decorated cloth.
This is a fan waved over the holy book.	Hair must be covered before entering the Darbar Sahib (prayer hall).
You cannot have your feet facing the holy book or turn your back to it while in this room.	It has four posters.
This is where the Guru Granth Sahib is placed during the day.	There are four to represent north, east, south and west.
These show that all people are welcome.	It is where worshippers donate money to the temple.
Shoes are placed here.	This is a flag that shows the Gurdwara is a place of worship.
It is made from yak's hair.	Everyone is expected to sit together and eat to show they are all equal.
It covers the Guru Granth Sahib from above.	This is placed at the front of the Manji Sahib.
It is normal to cover one's head with a scarf, turban, patka or bandana.	This hall contains the Takht where the Guru Granth Sahib is placed during the day.