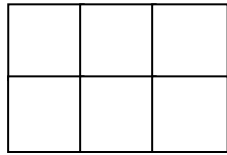


WALT – calculate area.

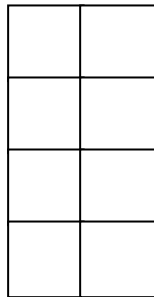
1. Using the squares, calculate the area of the shapes below: (take that each square measures 1cm by 1cm)



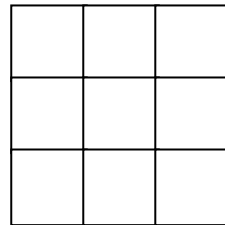
Area =cm²



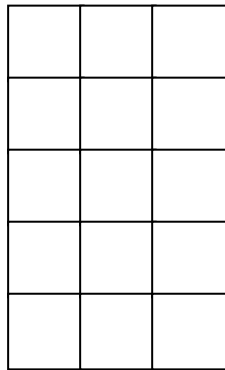
Area =cm²



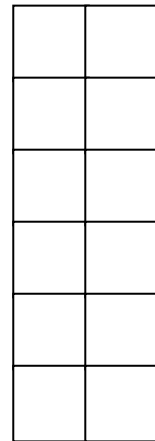
Area =cm²



Area =cm²

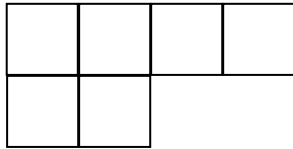


Area =cm²

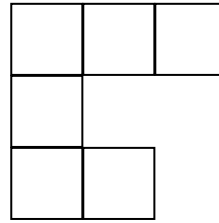


Area =cm²


Using the squares, calculate the area of the shapes below: (take that each square measures 1cm by 1cm)



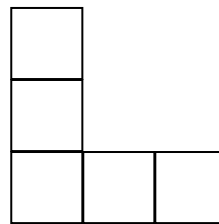
Area =cm²




Area =cm²



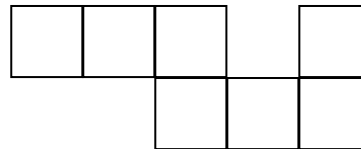
Area =cm²



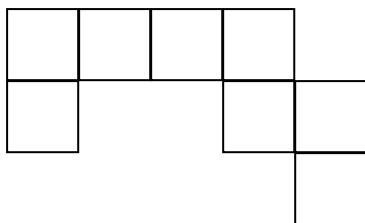
Area =cm²



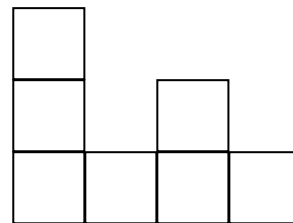
Area =cm²



Area =cm²



Area =cm²



Area =cm²