

Acle St Edmund C of E Primary School

Newsletter



5 March 2021

Headteacher: Mrs Rebecca Clarke

Message from Mrs Clarke

Dear parents/carers,

Firstly, I wanted to thank you all for your support over the last couple of months. It has been incredibly challenging for all in navigating remote learning, or for those who have been in school without all their friends. The children have been superstars and shown great resilience in adapting to the new way of working. We are really looking forward to the children all returning to school on Monday and we will all be welcoming them back with big, warm smiles. Our focus over the coming weeks will be in ensuring children have plenty of opportunities to rebuild relationships and to establish school routines.

Over the past few weeks, we have been considering all the children returning to school and have planned a fantastic whole school project called 'From a tiny seed, what things are possible?'. This is linked to our school vision and the aim is to rebuild relationships, re-establish our whole school community and provide all children with the opportunity to engage in an exciting project! The children will be working virtually across the school with a big exhibition at the end! Please find further information about what each class will be doing in the newsletter - it includes lots of art, science and design and technology! It would be lovely if you could share the information with your children over the weekend so they know about the wonderful learning they will experience when they return. This will help them to look forward to their return to school!

We are mindful of all children's wellbeing on their return and understand there may be mixed emotions about coming back. We have planned to support the children with this over the coming few weeks and in the longer term. Please talk to your child over the weekend about returning to school and all the wonderful opportunities they will have once back.

We will be offering virtual 'parents and teacher catch up meetings'. This is in replacement of a formal parents evening this term. The meeting is optional and will be an opportunity for you to share how your child got on during their time away from school in lockdown. It will also be an opportunity for the class teachers to talk to you about how your child has settled back into school and any individual support we will be able to offer in the summer term. The parents meetings will begin the week beginning 22nd March. The office will be arranging times and dates using Pupil Asset so please keep a look out to make your appointment.

Over the last few weeks, we have been very busy in school and have made some exciting changes to the classrooms (see further details in the newsletter!). Please share this with the children too, we are sure the children will love the changes!

Warmest wishes,
Rebecca Clarke


Gardening SOS!

Year 5 want to get our garden back up and running, so they can grow some vegetables and flowers to sell later in the term. If you can help us with any donations of seeds, compost or gardening tools, we would be very grateful. If you can, please email class5@acleprimary.norfolk.sch.uk


Uniform

We are in the process finalising the new 'logo' uniform logo with MyClothing, so they have suspended purchases for the moment. We hope to have the new uniform available by the Easter holidays. In the meantime, please wear existing logo uniform, or as close to our uniform colours as possible.

YEAR 1 LEARNING PICTURES


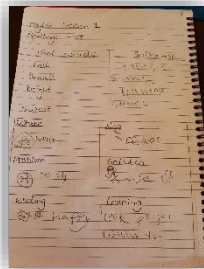



What is an ocean?
An ocean is a huge body of salt water



Year 1 home learning

In Year 1 we have been doing a super job with our home learning! In science we have been busy finding out all about the seasons. We have kept weather diaries, made rain gauges and learned about hibernation. In geography we have found out about oceans and seas. We know what the different layers of the ocean are and which continents surround them. In English we have made story maps, explored our senses and written sensory poems. Our maths work has been all about measuring. We compared the length and height of different objects we could find and even tried to find some things that were the same height as us!



Whole School Project – From a tiny seed, what is possible?

As we welcome children back to school on Monday, each class will spend the next three weeks in school exploring ways to answer the question 'From a tiny seed, what is possible?'

This will be a whole school project, which will build towards an exhibition and display with contributions made by everyone in school. Each class will be interpreting the question and project in different ways and through different subjects. In the final week of the project, each class will focus on the Easter story and what it can teach us about *hope and new life*.

Reception	In Reception we will be using stories and the Parable of the Mustard Seed as inspiration for the question 'From a tiny seed, what is possible?' We will be planting seeds and finding out what they need to grow in our potting shed along with more planting in our raised beds. We will make a recipe of things a seed needs to grow and a recipe of things we need in order to grow and flourish. We will make a flower meadow of ourselves in art and craft activities showing just what is possible from a tiny seed. We will finish the term with Easter activities continuing the theme of new life and hope through the Easter story.
Year 1	In Year 1 we will be using the story 'The Tiny Seed' by Eric Carle and the Parable of the Mustard Seed to explore the question 'From a tiny seed...what is possible? We will be planting sunflower seeds and finding out what a plant needs to grow and then develop this to think about the things that help us to grow and flourish. We will explore the work of the artist Andy Warhol and create our own flower pop art and make some seed patterns in coloured clay. In the final week we will explore the Easter Story and the hope that the empty tomb brings.
Year 2	In Year 2, we will be investigating what plants need in order to grow and be healthy. We will then use this to launch into answering our project question by thinking about what we need to help us grow, thrive and achieve our goals. As well as this, we will be observing how seeds and bulbs mature into plants, looking at how artists interpret plant life and present it in different ways, and finding signs of hope and new life in the Easter story.
Year 3	In Year 3, we will learn about the lifecycle of a sunflower to help us identify, describe and understand the functions of different parts of flowering plants; we will think about how it all begins with one seed and explore the form of a sunflower through a range of art activities inspired by Van Gogh's 'Sunflowers'. We will think about how you have developed yourself so far as an individual and what you wish for the future. We will find out about significant people who developed influential inventions which all started from a 'tiny seed' of an idea and use our dreams of what is possible to design our own inventions! Lastly, we will explore further our value of hope and appreciate what is possible through the Easter story.
Year 4	In Year 4, we will explore what plants need to grow and look at how different plants have different requirements in order to grow and be healthy. We will then link this to what we need to grow and be successful and whether we need different things from different people to help us be the best versions of ourselves! We will also be finding out about a variety of inspirational people within technology and how their tiny ideas grew into amazing and purposeful inventions!
Year 5	In Year 5 we will begin by recapping the Parable of the Mustard Seed to answer the question 'From a tiny seed, what is possible?'. We will use this as a basis to learn about the parts of a flower, how flowers are pollinated and how seeds are dispersed. We are going to look at what a plant requires to grow and whether a seed that doesn't have the conditions it needs to begin with, can be recovered. We will be planting sunflowers, cress and onions to observe and we will be getting out into the garden area to grow more flowers and vegetables. We are going to keep a video diary/blog of the progress our plants make over the weeks and months ahead. Alongside this, we are going to think about what we need in order to grow and develop, and how our school promotes this, by creating a guide about our own journey through Acle Primary School. Our artwork is going to follow our science and the sunflower theme. We are going to create a 3D life-cycle using wire and Modroc to demonstrate how it grows from a tiny seed into a beautiful flower. We will also be picking up the work we started at the beginning of the year on the artist Yinka Shonibare by creating a 3D plant.
Year 6	In Year 6 we will be finding out about the parts of a flower, pollination and seed dispersal. We will be creating our own imaginary seeds and considering what they will grow into, where is their habitat and what they would look like as they grow into a plant. We will be building our own islands, on which our seeds can grow. We will consider what has helped you flourish in your life so far, so like the seed, what do we need to grow and for fill our full potential. We will also be creating our own 3D plant using our own artwork inspired by the bold and beautiful work of Yinka Shonibare as well as exploring life from the miniscule point of view of characters in Tatsuya Tanaka's photography. Y6 will also be planting a small orchard of fruit trees in the school grounds!

Wellbeing corner with Miss Firago

With the return of school on 8th March, we want to help make this transition as easy as possible for your children. We know they may need some kind of comfort from you to help them but may not be able to actually take any physical items with them. Why not sew little kisses on their sleeves to give them that reassurance they need? Whenever they feel wobbly, they can look at it and remember how great they are doing, that you are thinking of them and most importantly to some that you will always return ♥



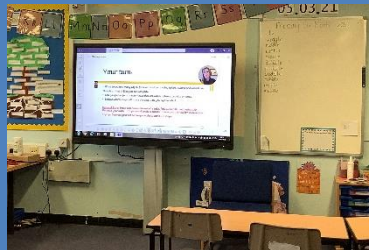
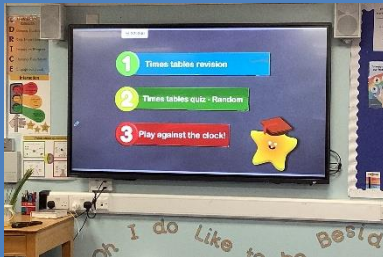
Year 5 Bake Off

On Wednesday 5HT participated in a live baking session for their live lesson. They made a chocolate cake which included the special ingredient of fried onions! This links to the story 5HT have been reading, *Holes*, as onions play an important role in the survival of two of the characters. Once the cake was baked and iced, nearly everyone said that it was delicious and could not taste them at all! Here are some pictures of the finished results. The recipe is attached too if anyone wants it.



Clevertouch interactive screens

We have had new interactive screens fitted to all of the classrooms this week, to replace our 20 year old whiteboards. We are very excited as these are going to make a real impact on learning through the school. The boards in Reception, Year 1 and 2 are height adjustable so they can be lowered to a suitable height for the younger children to use the learning Apps. The screens can also link to our iPads!



WORLD BOOK DAY

Acle St Edmund C of E Primary School
Fletcher Way
Acle
NR13 3RQ



01493 750322
office@acleprimary.norfolk.sch.uk
www.acleprimary.norfolk.sch.uk