

Acle St Edmund C of E Primary School

Newsletter



26 March 2021

Headteacher: Mrs Rebecca Clarke

Message from Mrs Clarke

Dear Parents and Carers,

After a challenging term, I can say wholeheartedly say that today has been a wonderful day in school! I have been utterly amazed at the wonderful, creative and reflective pieces of learning which have been exhibited in the hall about our whole school project 'From a tiny seed, what things are possible?'. The project has been an opportunity to bring our school vision alive, to celebrate our talents and consider what is possible! Each class has visited the hall to share their learning about the project – this has been the first time, in a very long time, that the children have looked at each other's learning and has been a lovely opportunity to bring our school community together (even though only one class could go in the hall at a time).

It is such a shame that we are unable to have parents come into school as I am sure you would have also been super proud of the achievements of your children and the school community! We hope the pictures on the newsletter give you an insight into this wonderful piece of work. The learning produced will be displayed in our newly painted hall next term so we hope that at some point you will be able to see this.

A big shout out to the Year 5 and 6 team and the children for creating a center piece for our entrance hall! We can't wait for you to see this for real!

A very big thank you to our very creative staff for bringing the project alive and deepening the children's understanding of 'From a tiny seed, all things are possible'.

I wish you all a safe, restful and enjoyable Easter break!

From your VERY proud Headteacher,

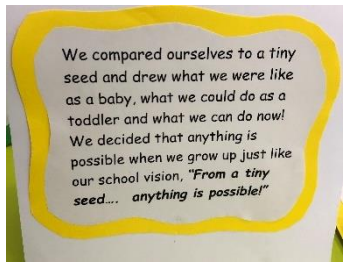
Rebecca Clarke

AWARDS ASSEMBLY

During our online awards collective worship today, we were proud to give out merit certificates to the following pupils: Owen (RS), Joshua (1L), Amelia (2T), Jessica (3M), Evie (4B), Sonny (5HT) and Alex (6LO).





Red Nose Day non-uniform raised £167. Well done!

From a tiny seed, what things are possible?



Reception

In Reception we have really enjoyed thinking about our school vision "From a tiny seed.... all things are possible" through stories, songs, pictures and writing. We have learnt and performed the "Find a little seed song" and planted our own cress and mustard seeds. In our outside area we have planted potatoes, onions, lots of bulbs and wildflower seeds. We compared ourselves to a tiny seed, thinking first about what seeds need to grow and then thinking about the things we need to grow and blossom. We decided we can reach for the stars and anything is possible!





Year 1

This week we all worked together to create a beautiful flower in the style of the illustrations in the book The Tiny Seed by Eric Carle. We also thought about the hope that Easter morning brings to Christians and created some Easter Sunrise art.


a long way - and avoid lots of hazards - until it found a safe place to grow. It grew and grew until it produced more seeds to continue the journey.







Year 2

During this final week of our project, Year 2 have been thinking about what would happen to plants if they didn't get the things they need. We then linked this to thinking about us and what might happen to **us** if our needs weren't met. We've also learned the Easter Story and have discussed the emotions that we feel at different points of it. We said that even though it was a sad story, there were also happy and hopeful messages.



Year 3



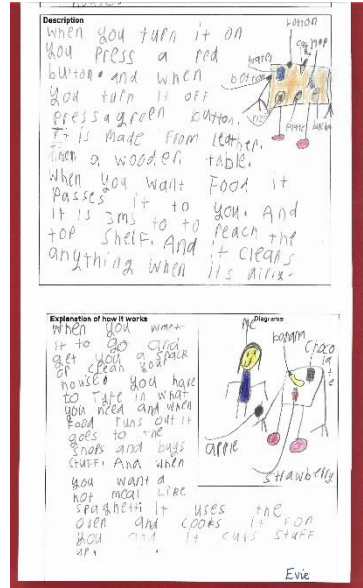
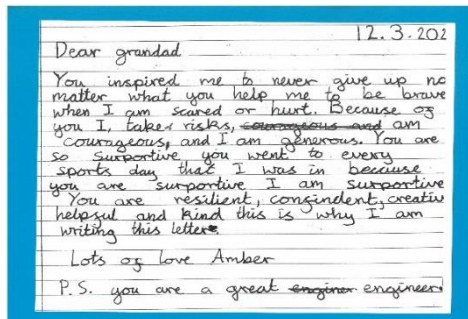

Year 3 have had a wonderful three weeks and we are really proud about how our final exhibition about how anything is possible! We have learned about the lifecycle of a sunflower and how a beautiful flowering plant comes from a tiny seed; we have sketched and painted our own individual sunflowers and made clay sunflowers which we have joined together to make a beautiful display. The children have also written poems about their wishes for their futures 'When they are grown' and have planted a sunflower seed which we hope will grow and turn into a beautiful plant in the future months.





Year 4

This week in Year 4, we have been learning all about Pentecost. We have created some art to tell the story of Pentecost and have linked this to hope. We spent some time outside collecting sticks to make our own crosses that we attached messages of hope to. We have also reflected on how people inspire us and support us to grow from a tiny seed into something wonderful.



Year 5



This week we have been adding the finishing touches to our batik and Modroc leaves. For the batik we designed our patterns on material and used glue to draw them. We then painted our designs in beautiful pastel colours, once dry the glue was washed off and some small intricate patterns were added. When we came back into school on Monday, the Modroc leaves were dry and ready to paint. We spent a couple of afternoons painting them in bright and bold colours. Both the Modroc and batik leaves were hung with the Year 6 leaves on a Modroc tree.

Our garden continues to progress well. This week the broad beans, carrots and potatoes were planted. Mrs Denton has done a fantastic job getting lots of local business to donate items that will be of use to us. We will produce a full list after Easter as more is still coming in but we would like to take this opportunity to say a huge thank you to Mrs Denton for all of her time and effort.



Year 6

On Monday and Tuesday we finished off our islands, created new plants and thought about what their seeds would be like and why they had a purpose on our islands. On Monday and Tuesday we were also doing Easter themed mysteries in maths. On Thursday we were finishing off our art exhibition in art, in which we made a mod rock tree and mod rock leaves which we painted patterns on the leaf to make it look like Yinka Shonibare's artwork. We also are doing a class newspaper. Each day of the week we do collective worship in the afternoon and someone lights the candle (if they want to). This Friday we have been going around the whole class exhibition in the hall, where all the classes have a slot to go in the hall to look at what each class have done for the time we have been back. In Maths we took part in an Easter Maths Treasure Hunt! Happy Easter everyone, written by Ellie, Fred and Beth



Thank you's

A huge thank you to Rhino Building Supplies in Acle for donating an enormous bag of bark and heavy duty stakes for the new orchard trees.

Thank you also to Wilkerson's in Acle for giving us a hefty discount on compost supplies and other goodies for the garden.

Tik Tok

We have been made aware some children are using the App 'Tik Tok'. Please be aware this is an App for age 13+. Please click on the link below for guidance about the App and online safety.

<https://parentzone.org.uk/article/tiktok-everything-you-need-know-about-video-production-app>

Reminders

We return to school on Monday 12 April. Please ensure you had read the email sent earlier this week about the procedure if your child develops any symptoms of Covid over the next few days. If we are made aware your child needs to isolate, we will notify you by text.

Acle St Edmund C of E Primary School
Fletcher Way
Acle
NR13 3RQ

01493 750322
office@acleprimary.norfolk.sch.uk
www.acleprimary.norfolk.sch.uk

