

ALL GROUPS SCIENCE

TASK ONE




1. When you eat your biscuit

Which teeth did you use to bite the first chunks off with?

Which teeth did you use to grind the biscuit into smaller chunks?

2. If you have lego bricks like the ones shown on the power point use them, If not then think which would best match a grinding action tooth, a stabbing action tooth and a cutting action tooth. Complete the table below using tooth names from the power point to help you

Using Models

Model Shape	Name of tooth:	Drawing:	What it is used for:
			Why was model accurate?
model shape 	Name of tooth:	Drawing:	What it is used for:
			Why was model accurate?
model shape 	Name of tooth:	Drawing:	What it is used for:
			Why was model accurate?

3. can you think of anything else you could use to represent the different types of teeth that would show the jobs they do?

Incisor _____ Canine _____ Molar _____