




# A Monster for Miss Owen



Diana Bentley  
Illustrated by Bethan Matthews

## A Monster for Miss Owen

Book 3



It was Wednesday afternoon at Woodside School.  
All the children were working very hard.  
Miss Owen clapped her hands.  
She said, 'Girls and boys, today we are going  
to do something very exciting. We are going  
to make a monster.'



Two of the children came up and said to Miss Owen, 'We want to make the monster's head.'  
They picked up the cereal box and they said,  
'Can we use this?'  
And Miss Owen said,



Yes, you can.






Three of the children came up and said to Miss Owen, 'We want to make the monster's body.'

They picked up the cardboard box and the egg boxes and they said, 'Can we use these?'

And Miss Owen said,



Yes, you can.





Some more of the children came up and said to Miss Owen, 'We want to make the monster's legs.'

They picked up the cardboard rolls and the plastic bottle and they said, 'Can we use these?'

And Miss Owen said,








The children stuck together the head, the body  
and the legs.

'Now we want to be monsters,'  
said the children.



## Talkabout







Talking about books helps children to remember what they have read and develops comprehension.

- What did the children use to make the monster?
- What models have you made?




Name

Make rainbow paths.



Name \_\_\_\_\_

## The Mouse



## The Party



## Going to School



MISS OWEN STORIES (OUR WORLD: STAGE 1) PCM 5 TAKE HOME PAGE

Skill: Developing story language

Instructions: Ask your child to make up a story using each set of pictures. Encourage the child to use his / her imagination and give as much detail as possible.