

YSGOL GYNRADD BLAENGWRACH PRIMARY SCHOOL



Heol Wenallt
Cwmgrach
Neath

SA11 5PS

Tel/fax: (01639) 720342

Email: blaengwrachprimary@npt.school

Website: <http://www.npted.org/schools/primary/blaengwrach>

Twitter: @BlaengwrachPri1

Head Teacher: Mrs Samantha Sharp ALCM, BA (Hons) NPQH

School Admin: Mrs Karen Thomas

Dear Parent / Carer

Mrs Jardine - Reception / Year 1

In light of the school closures as a result of the Coronavirus Pandemic, we have put together a list of suggested activities, linked to the work your children have been doing in class so that they can continue with their learning while they are at home.

Maths: Recite/count numbers to 10 forwards and backwards.

Recite/count and recognise numbers to 20

Recite numbers to 50

Introduce time by reading hours on a clock face eg 1 o'clock, 2 o'clock.

English: Read books together, discuss storyline and characters, ask questions and make predictions eg "what do you think?"

Reading: Read Oxford Tree Reading Books (**Available online**) look out for initial letter sounds and high frequency words. Encourage sounding unfamiliar words eg c-a-t =cat (**Jolly Phonics**)

<https://www.jollylearning.co.uk/school-closure-support-for-parents/>

Begin to identify capital letters and full stops at the beginning and end of a sentence.

Writing: Continue with letter formation practice (**Jolly Phonics**)

Begin to write simple sentences using independent spelling "have a go spelling"

eg I can run. I can jump. I can play

I like mum. I like dad. I like my dog.

Topic: **Minibeasts based on the story of 'The Hungry Caterpillar'**
(available on you tube and twinkl)

<https://www.youtube.com/watch?v=75NQK-Sm1YY>

Look at the life cycle of a butterfly.

Think about where they live and what they eat.

Draw, colour, paint or design butterflies and caterpillars

Learn the days of the week in order linked to the story.

Craft: Make a shaker using recycled materials to use on a Thursday when clapping or making a noise for the NHS.

Useful links to support learning:

<https://www.twinkl.co.uk/resources/adnoddau-cymraeg-welsh-resources/parents-rhieni-wales-cymru/english-medium-parents-rhieni-wales-cymru> (you can create a FREE account)

BBC Bitesize:

<https://www.bbc.co.uk/bitesize/primary>

Primary Resources:

<http://www.primaryresources.co.uk/>

Woodlands Primary School:


<http://www.primaryhomeworkhelp.co.uk/>

Hwb:



<https://hwb.gov.wales/>

Number Formation



L.O To learn correct number formation




Around and around
And around we go...
When we get home we have a zero.



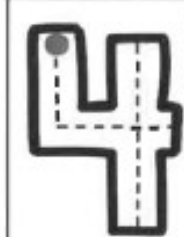
Number 1 is like a stick.
A straight line that is very quick.




Around and back on the railroad track.
Two, two,
Two, two!




Around a tree,
Around a tree.
That's the way to make a three!



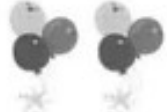
Down and over,
Down once more.
That's the way to make a four!




Straight line down,
Then around.
Hat on top
And five's a down!





Make a curve.
Then make a loop.
There are no tricks to make a six!





Across the sky
And down from heaven.
That's the way to make a seven!




Make an S
And do not wait.
Go back up
And that's an eight!



A loop and a line,
That makes a nine!



Straight line down,
Then around with a grin.
That's the way to make a ten!





Blaengwrach Primary School

Letter Formation



a b c d e f g h i j k l m

Around
up
down
and
around

Down
up
and
around

Around

Around
right, up
down
and
flick

Across
and
around

Around
and
right
down
lift and
across

Around
and up
down
and
around

Down
up
around
down
and
flick

Down
and
around
and
a
dot

Right
down
and
around
an a
dot

Down
up and
around
in
down
and
flick

Down
up
around
down, up
around
down
and
flick

Down
up
around
down, up
around
down
and
flick

n o p q r s t u v w x y z

Down, up
and
around
down
and
flick

Right
around
and
flick

Right
down
up
and
around

Right
around
and up
right
down
and flick

Down
up and
around

Down
and
down
lift
and
across

Down
and
around
up
down
and
flick

Down
around
up
down
up

Down
up
down
up

Down
up
down
up

Across
lift
and
across

Down
around
up
right
down
and
around

Across
down
and
across

*

Remember - start on the dot and follow the arrow



I	a	the	is
in	and	it	to
he	was	on	my
went	for	you	we
of	said	am	up
at	mum	dad	they
cat	dog	are	go
can	look	me	big
get	she	yes	no
come	like	see	all
day	play	this	going
away			