

# YSGOL GYNRADD BLAENGWRACH PRIMARY SCHOOL



Heol Wenallt  
Cwmgwrach  
Neath

SA11 5PS

Tel/fax: (01639) 720342

Email: [blaengwrachprimary@npt.school](mailto:blaengwrachprimary@npt.school)

Website: <http://www.npted.org/schools/primary/blaengwrach>

🐦 : @BlaengwrachPri1

Head Teacher: Mrs Samantha Sharp ALCM, BA (Hons) NPQH

School Admin: Mrs Karen Thomas

Dear Parent / Carer

## Miss Gaze - Nursery

In light of the school closures as a result of the Coronavirus Pandemic, we have put together a list of suggested activities, linked to the work your children have been doing in class so that they can continue with their learning while they are at home.

**Maths:** Practise numbers 1 to 10 / 20 (see attached number sheets).  
eg number rhymes, counting using blocks, pasta, pencils, cars etc.  
Explore 2D shapes eg go on a shape hunt, practise shape songs and jigsaws

**English:** Read books together, discuss storyline and characters, ask questions  
eg "what do you think?"

**Reading:** Recognise the letters s a t p i n (listen to Jolly Phonics letter sounds on You Tube)  
Play I Spy. Hide and find objects beginning with these letter sounds.  
Listen to and practise Nursery Rhymes and use Pori Drwy Stori resources -  
'Everyone has a body'.

**Writing:** Pencil grip and control 'peck the pencil' (Twinkl)

**Topic:** Goldilocks and The Three Bears - familiarise yourself with the story  
eg draw / make the characters and act the story out.

### Useful links to support learning:

<https://www.twinkl.co.uk/resources/adnoddau-cymraeg-welsh-resources/parents-rhieni-wales-cymru/english-medium-parents-rhieni-wales-cymru> (you can create a FREE account)

### BBC Bitesize:

<https://www.bbc.co.uk/bitesize/primary>

### Primary Resources:

<http://www.primaryresources.co.uk/>

### Woodlands Primary School:

<http://www.primaryhomeworkhelp.co.uk/>

### Hwb:


<https://hwb.gov.wales/>

# Number Formation



## L.O To learn correct number formation




Around and around  
And around we go...  
When we get home we have a zero.




Number 1 is like a stick.  
A straight line that is very quick.




Around and back on the railroad track.  
Two, two,  
Two, two!




Around a tree,  
Around a tree.  
That's the way to make a three!



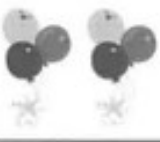
Down and over,  
Down once more.  
That's the way to make a four!




Straight line down,  
Then around.  
Hat on top  
And five's a down!





Make a curve.  
Then make a loop.  
There are no tricks to make a six!





Across the sky  
And down from heaven.  
That's the way to make a seven!




Make an S  
And do not wait.  
Go back up  
And that's an eight!



A loop and a line,  
That makes a nine!



Straight line down,  
Then around with a grin.  
That's the way to make a ten!





# Blaengwrach Primary School

## Letter Formation



a	b	c	d	e	f	g	h	i	j	k	l	m
Around up down and around	Down up and around	Around right, up down and flick	Around right, up down and flick	Across and around	Across and right down lift and across	Around and down and around	Down up around down and flick	Down and around and a dot	Right down and around an a dot	Down up and around in down and	Down and around around	down up around down, up around around down and flick
n	o	p	q	r	s	t	u	v	w	x	y	z
Down, up and around down and flick	Right around and flick	Right down up and around	Right around and right down and flick	Down up and around	Down up and around lift and across	Down and around lift and across	Down around up down and flick	Down up down up	Down up down up	Across lift and across	Down around up right down and around	Across down and across

\* Remember - start on the dot and follow the arrow

