

Adding a PIN to your account

- Click the **Gear icon** in the upper right corner and click **Settings**
- Select **Security** in the menu on the left-hand side of the screen
- In the **Account PIN** section, press the **Toggle** button
- You will be asked to **create and confirm the PIN**
- When you're done, press **Add**

All account settings are protected by the account PIN, which will need to be entered in order to make any changes.


Creating a PIN requires a verified email address. You will be prompted to add and verify your email if the account does not have one.



Roblox Premium

Roblox has a monthly subscription service called Roblox Premium (previously known as Builders Club). It gives you access to features including buying, selling, and trading items, as well as increased revenue share on all sales in your games. Robux revenue generated from users own creations that are not owned by Roblox can be converted into currency.

If you have Roblox Premium, you will receive a monthly Robux deposit and have the icon below next to your account name.



What are Robux and how are they used?

Robux are Roblox's in-game currency and can be used to purchase in-game upgrades or avatar accessories.

You can earn or purchase Robux by:

- Receiving a lump sum allowance as a **Roblox Premium** member
- Purchasing Robux from the **Robux page**

Be careful making purchases, as they can quickly add up.

Beware of third-party sites that offer things like "free" or cheap Robux. **These scams attempt to hack your account and obtain personal information or Robux.**



Useful resources

Roblox:

To learn about safety features, please visit corp.roblox.com/trust-safety or visit corp.roblox.com/parents

UK Safer Internet Centre:

saferinternet.org.uk

Report Harmful Content:

reportharmfulcontent.com

This checklist is for the desktop version of Roblox.

Pick up a copy of this checklist along with other online safety materials on the SWGfL Store: swgflstore.com



ROBLOX

Privacy & Safety Checklist

What is Roblox?

Roblox is an online multiplayer game creation platform. You can play online or create your own games and virtual worlds using Roblox Studio.

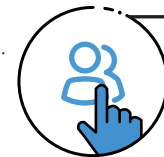
There are a wide variety of games hosted on the site, from racing and role-playing games to simulations and obstacle courses.

Roblox has a community made up of players and developers of many ages. There are a number of reporting and parental controls.

Chat & privacy

All chat on Roblox is filtered to prevent inappropriate content, behaviour, and personally identifiable information from being visible on the site. This covers both private and public communications.

Players aged 13+ have the ability to use more words and phrases than younger players.



Chat & interaction settings

- Click the **Gear icon** in the upper right corner and click **Settings**
- On the right hand side of the **Settings** page click the **Privacy** option
- Here you can adjust the **Contact Settings** and **Other Settings**
- Players aged 12 and under can select either **Friends** or **No-one**, while players aged 13+ have additional interaction options
- Enabling account restrictions will limit the account to only curated games and disables the messaging and chat functions

Reporting a game

To report an entire game:

- Go to the **About** page for the game you wish to report



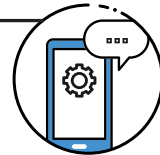
- In the lower right-hand corner of the **Description** box, click the red **Report Abuse** button

The **Report Abuse** button is in the same place on both the desktop and mobile versions.

Reporting abuse in-game

Using the Report Abuse feature in a game will send information directly to Roblox. To report abuse from another user:

- Click on **Menu** button in the top-left of the screen
- Click the **Flag icon** next to a user's name, or click the tab at the top of the menu and select which user to report
- Click on the **Type of Abuse** drop-down menu to select the inappropriate action
- Enter details in the **Short Description** box
- Click **Submit** to finalise



Reporting chat on the website

To report chat made by another user:

- Click the **Gear icon** in the upper-right corner of the chat window
- Click the **three dots** next to the user name and select **Report**
- Press the red **Report** button
- Fill out the report form
- Click the **Report Abuse** button to submit



Blocking users in-game

- Click on **[your username]** in the upper-right corner of the game screen
- Click the user on the **Player List/Leaderboard**

- Select **Block User**

You can also choose to **Unblock** them or **Report Abuse** directly from this menu as well.

Blocked users are indicated by a circle with a line through it next to their username.

Find your Roblox user history

Roblox logs the history of certain account activities which can be viewed from their related sections:

- **Create** - Creations such as games, items, sounds and ads
- **Messages** - Private messages
- **Friends** - Friends and Followers
- **My Transactions** - Purchases and trades
- **Chat & Party** - From the bottom-right of the page, click on any user to view chat history with them