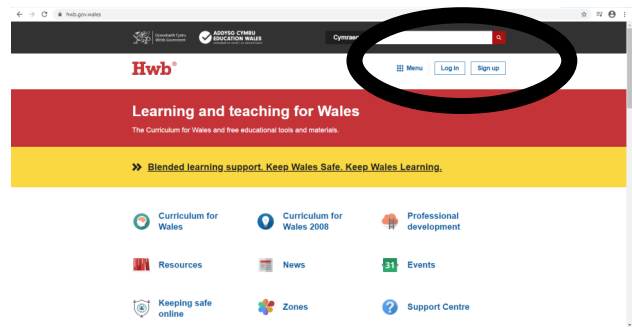


Using Teams—Logging on in 5 easy steps.

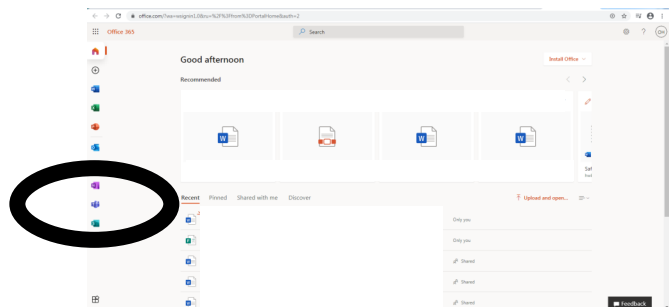
1—Please log into HWB with your child's username and password.



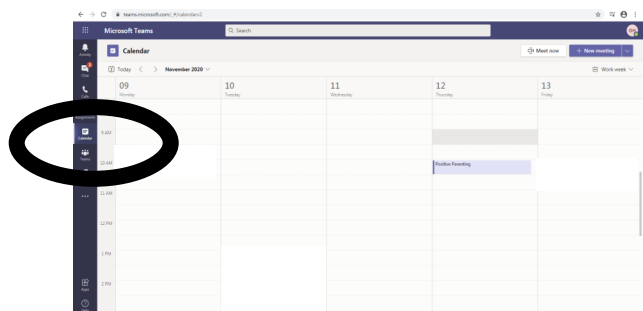
2—Scroll and click on the 'Office 365' icon.



3—On the left hand side click onto the Teams icon.



4—Within Teams click on the 'Calendar' and search the date for the arranged meeting.



5—Join the meeting and enjoy. If you are having difficulty please contact the school office on 01792 863275.

