Home Learning Pack

Year 1

Classroom secrets KIDS

One More One Less

1a. Circle the number that is one more than the amount shown below.

45 40 37

VF

1b. Circle the number that is one less than the amount shown below.

48 16 33

VF

2a. Find one more and one less than the number shown below.

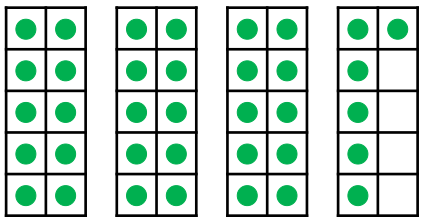

33	34	35	36	37	38	39

One more is ☐.

One less is ☐.

VF

2b. Find one more and one less than the number shown below.

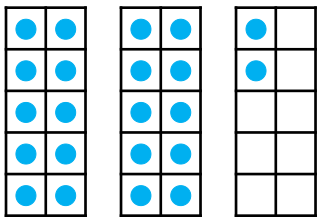

19	20	21	22	23	24	25

One more is ☐.

One less is ☐.

VF

3a. Complete the sentences.

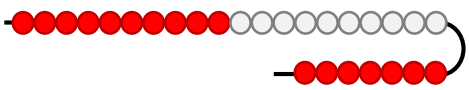

24	25	26	27	28	29	30

There are ☐ beads.

One more than ☐ is ☐.

VF

3b. Complete the sentences.

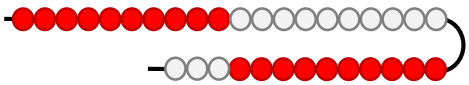

30	31	32	33	34	35	36

There are ☐ beads.

One less than ☐ is ☐.

VF

4a. Use the number track to complete the sentence.

41	42	43	44	45	46	47

44 is one less than ☐.

VF

4b. Use the number track to complete the sentence.

24	25	26	27	28	29	30

27 is one more than ☐.

VF

© Classroom Secrets Limited 2020

Visit kids.classroomsecrets.co.uk for online games to support learning.

Join our Group: Coronavirus Home Learning Support for Teachers and Parents

One More One Less

1a. Which statement is incorrect?

Tom

One more than 22 is 32.

One more than 22 is 23.

Aiza

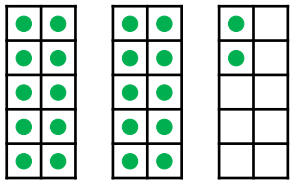

20	21	22	23	24	25

D

R

1b. Which statement is incorrect?

Theo

One less than 45 is 43.

One less than 45 is 44.

Erin

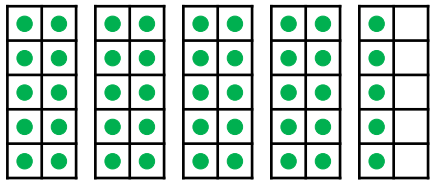

42	43	44	45	46	47

D

R

2a. Which is the odd one out?

A.

One more than 37 is 38.

B.

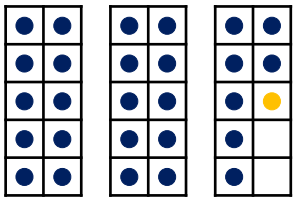

C.

33	34	35	36	37	38	39	40	41

D

PS

2b. Which is the odd one out?

A.

One less than 16 is 15.

B.

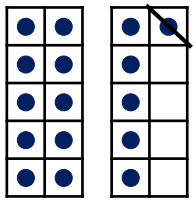

C.

13	14	15	16	17	18	19	20	21

D

PS

3a. Esme has drawn a number track to match the ten frames.

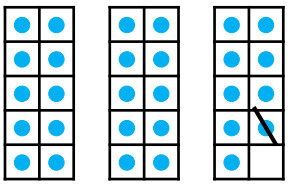

23	24	25	26	27	28	29	30	31	32

Is she correct? Explain your answer.

D

R

3b. Ben has drawn a number track to match the ten frames.

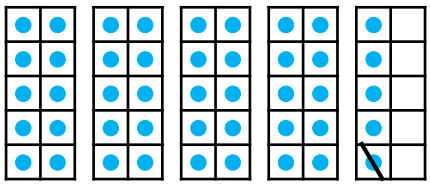

41	42	43	44	45	46	47	48	49	50

Is he correct? Explain your answer.

D

R

© Classroom Secrets Limited 2020

Visit kids.classroomsecrets.co.uk for online games to support learning.

Join our Group: Coronavirus Home Learning Support for Teachers and Parents

One More One Less

One More One Less

1a. Circle the number that is one more than the amount shown below.



24 40 31

VF

1b. Circle the number that is one less than the amount shown below.



29 38 19

VF

2a. Find one more and one less than the number shown below.



28	29	30	31	32	33	34

One more is ☐.

One less is ☐.

VF

2b. Find one more and one less than the number shown below.



37	38	39	40	41	42	43

One more is ☐.

One less is ☐.

VF

3a. Complete the sentences.



There are ☐ straws.

One more than ☐ is ☐.

One less than ☐ is ☐.

VF

3b. Complete the sentences.



There are ☐ straws.

One more than ☐ is ☐.

One less than ☐ is ☐.

VF

4a. Use the number track to complete the sentence.

35	36	37	38	39	40	41

38 is one less than ☐.

VF

4b. Use the number track to complete the sentence.

37	38	39	40	41	42	43

40 is one more than ☐.

VF

© Classroom Secrets Limited 2020

Visit kids.classroomsecrets.co.uk for online games to support learning.

Join our Group: Coronavirus Home Learning Support for Teachers and Parents

One More One Less

1a. Which statement is incorrect?

Abra: One more than 44 is 43.

Belle: One less than 44 is 43.

41	42	43	44	45	46

E R

1b. Which statement is incorrect?

Luca: One less than 25 is 22.

Aiza: One more than 25 is 26.

22	23	24	25	26	27

E R

2a. Which is the odd one out?

A.

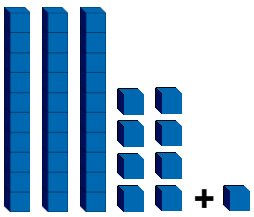

B. One more than 34 is 35.

C.

31	32	33	34	35	36	37	38	39

E PS

2b. Which is the odd one out?

A.



B.

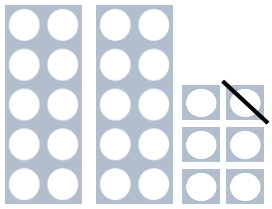

C.

22	23	34	25	26	27	28	29	30

E PS

3a. Stan has drawn a number track to show one more than 39.

35	36	37	38	39	40	41	42	43	44

Is he correct? Explain your answer.

E R

3b. Emma has drawn a number track to show one less than 30.

26	27	28	29	30	31	32	33	34	35

Is she correct? Explain your answer.

E R

© Classroom Secrets Limited 2020

Visit kids.classroomsecrets.co.uk for online games to support learning.
Join our Group: Coronavirus Home Learning Support for Teachers and Parents

One More One Less

1a. Circle the number that is one more than the amount shown below.



34 49 41

GD VF

1b. Circle the number that is one less than the amount shown below.

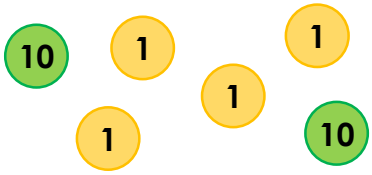

32 26 23

GD VF

2a. Find one more and one more again than twenty-nine.

28	29	30	31	32	33	34

One more is ☐.

One more again is ☐.

GD VF

2b. Find one less and one less again than thirty-one.

28	29	30	31	32	33	34

One less is ☐.

One less again is ☐.

GD VF

3a. Complete the sentences.

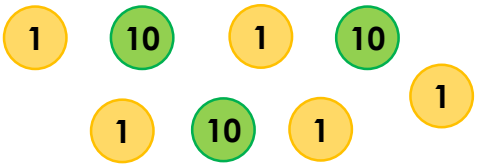

The number is ☐.

One more than ☐ is ☐.

One more again is ☐.

GD VF

3b. Complete the sentences.



The number is ☐.

One less than ☐ is ☐.

One less again is ☐.

GD VF

4a. Use the number track to complete the sentence.

	36		38		40	41

☐ is one less than 40.

GD VF

4b. Use the number track to complete the sentence.

27	28		30			33

☐ is one less than 30.

GD VF

© Classroom Secrets Limited 2020

Visit kids.classroomsecrets.co.uk for online games to support learning.
Join our Group: Coronavirus Home Learning Support for Teachers and Parents

One More One Less

1a. Which statement is incorrect?

Oscar

One more and one more again than 41 is 43.

One more and one more again than 41 is 45.

Tess

39	40	41	42	43	44

GD R

One More One Less

1b. Which statement is incorrect?

Gus

One less and one less again than 25 is 22.

One less and one less again than 25 is 23.

Sasha

22	23	24	25	26	27

GD R

2a. Which is the odd one out?

A.

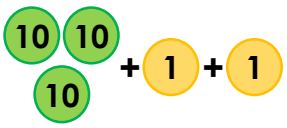

B.

One more and one more again than 29 is 31.

C.

26	27	28	29	30	31	32	33	34

GD PS

2b. Which is the odd one out?

A.



B.

One less than 48 is 47.

C.

41	42	43	44	45	46	47	48	49

GD PS

3a. Theo has drawn a number track to show one more than twenty-nine.

25	26			29	30		32		34

Is he correct? Explain your answer.

GD R

3b. Isla has drawn a number track to show one less than forty.

37			40	41		43	44		46

Is she correct? Explain your answer.

GD R

© Classroom Secrets Limited 2020

Visit kids.classroomsecrets.co.uk for online games to support learning.
Join our Group: Coronavirus Home Learning Support for Teachers and Parents

Tens and Ones

1a. Circle 12.

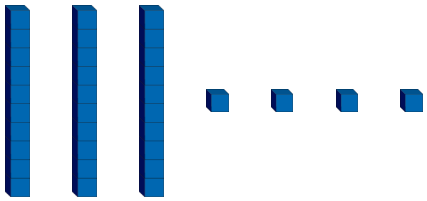

D VF

2a. Draw the number 11 using sticks and bricks.

D VF

3a. True or false?

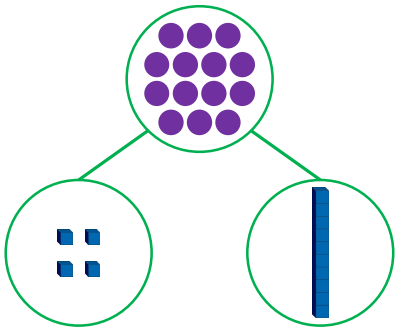

D VF

4a. Match each number to the Base 10.



ten and ones.

13

ten and one.



ten and ones.

D VF

Tens and Ones

1b. Circle 15.



D VF

2b. Draw the number 14 using sticks and bricks.

D VF

3b. True or false?

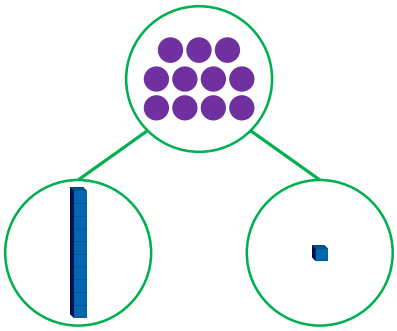

D VF

4b. Match each number to the Base 10.

14

ten and ones.



ten and ones.

12

ten

D VF

Classroom secrets KIDS

© Classroom Secrets Limited 2020

Visit kids.classroomsecrets.co.uk for online games to support learning.

Join our Group: Coronavirus Home Learning Support for Teachers and Parents

Tens and Ones

Tens and Ones

1a. Ted is drawing the number 12. What is missing?

D PS

1b. Jim is drawing the number 14. What is missing?



D PS

2a. Which is the odd one out? Why?

A.

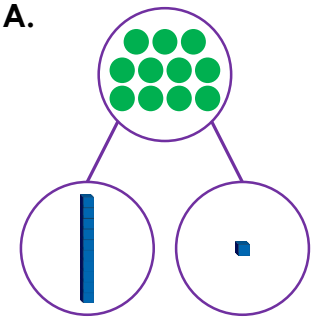

B.

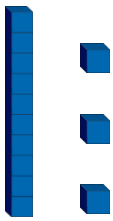

C.



has 1 ten and 3 ones.

D R

2b. Which is the odd one out? Why?

A.



B.

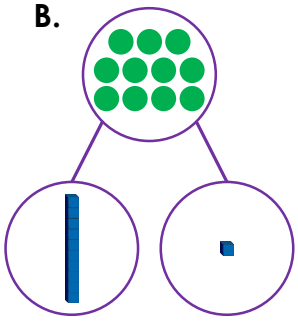

C.

has 1 ten and 0 ones.

D R

3a. Cath and Tom are making the number 14.



Cath

We need more ones.

We need more ones.

Tom

Who is correct? Explain how you know.

D R

3b. Rick and Kat are making the number 13.

Rick

We need more ones.

We need more one.

Kat

Who is correct? Explain how you know.

D R

© Classroom Secrets Limited 2020

Tens and Ones

Tens and Ones

1a. Circle 16.



VF

1b. Circle 18.



VF

2a. Draw the number 17 using sticks and bricks.

VF

2b. Draw the number 15 using sticks and bricks.

VF

3a. True or false?

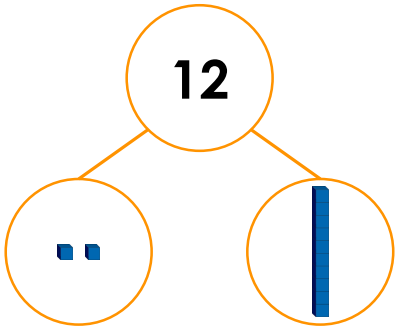

VF

3b. True or false?

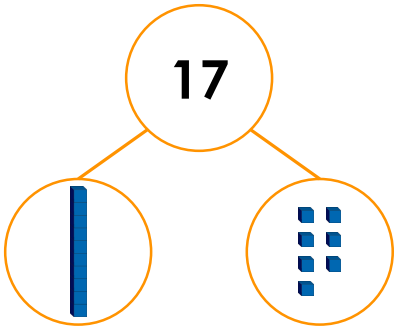

VF

4a. Match each number to the Base 10.

14	ten and ones.
11	ten and ones.
17	ten and one.

VF

4b. Match each number to the Base 10.

20	ten and ones.
19	ten and ones.
12	tens.

VF

© Classroom Secrets Limited 2020

Visit kids.classroomsecrets.co.uk for online games to support learning.
Join our Group: Coronavirus Home Learning Support for Teachers and Parents

Tens and Ones

Tens and Ones

1a. Fred is drawing the number 19. What is missing?

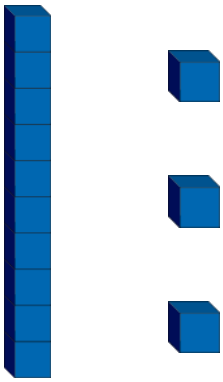

PS

1b. Pete is drawing the number 11. What is missing?

PS

2a. Which is the odd one out? Why?

A.

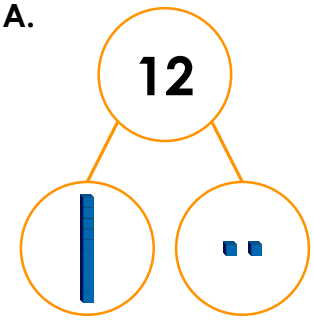

B.

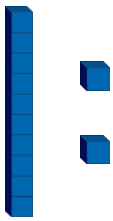

C. 11 has 1 ten and 1 one.

R

2b. Which is the odd one out? Why?

A.

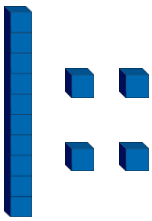

B.

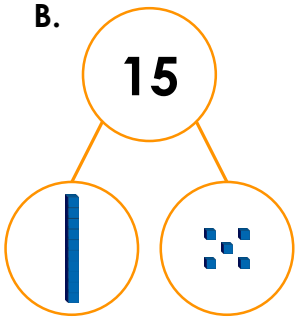

C. 15 has 1 ten and 5 ones.

R

3a. Holly and Paul are making the number 15.



Holly

We need 2 more ones.

We need 1 more one.

Paul

Who is correct? Explain how you know.

R

3b. Pat and Shan are making the number 18.

Pat

We need 1 more one.

We need 1 ten.

Shan

Who is correct? Explain how you know.

R

© Classroom Secrets Limited 2020

Visit kids.classroomsecrets.co.uk for online games to support learning.
Join our Group: Coronavirus Home Learning Support for Teachers and Parents

Tens and Ones

1a. Circle 17.



GD VF

2a. Draw the number eleven using sticks and bricks.

GD VF

3a. True or false?

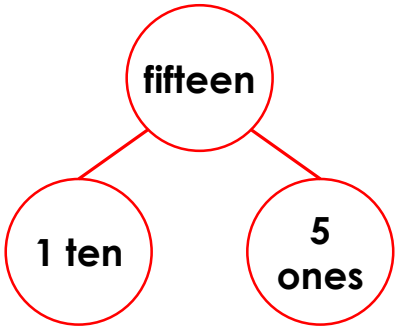

GD VF

4a. Match each number to the Base 10.

12	tens.
fourteen	ten and ones.
20	ten and ones.

GD VF

Tens and Ones

1b. Circle 20.



GD VF

2b. Draw the number nineteen using sticks and bricks.

GD VF

3b. True or false?

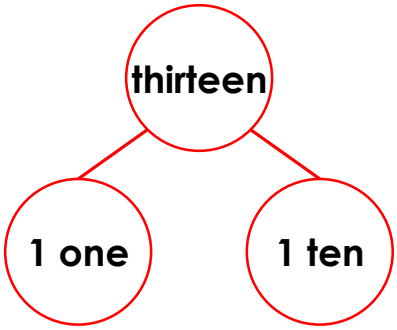

GD VF

4b. Match each number to the Base 10.

eleven	ten and ones.
17	ten and ones.
sixteen	ten and one.

GD VF

© Classroom Secrets Limited 2020

Visit kids.classroomsecrets.co.uk for online games to support learning.
Join our Group: Coronavirus Home Learning Support for Teachers and Parents

Tens and Ones

1a. Tara is drawing the number seventeen. What is missing?



GD PS

Tens and Ones

1b. Max is drawing the number eighteen. What is missing?



GD PS

2a. Which is the odd one out? Why?

A.

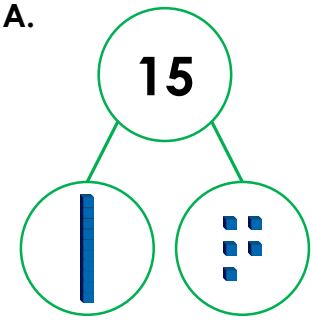

B.



C. Fifteen has 1 ten and 5 ones.

GD R

2b. Which is the odd one out? Why?

A.



B.

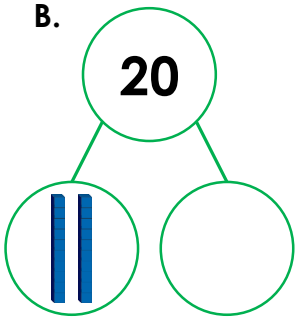

C. Nineteen has 1 ten and 9 ones.

GD R

3a. Roz and Stan are making the number 20.

Roz

We need one more ten.

We need one more one.

Stan

Who is correct? Explain how you know.

GD R

3b. Jin and Emma are making the number 16.



Jin

We need three more ones.

We need four more ones.

Emma

Who is correct? Explain how you know.

GD R

© Classroom Secrets Limited 2020

© Classroom Secrets Limited 2020

Classroom secrets KIDS

Visit kids.classroomsecrets.co.uk for online games to support learning.

Join our Group: Coronavirus Home Learning Support for Teachers and Parents

Number bonds to 10	0 + ? = 10	classroomsecrets.com	Number bonds to 10 10 classroomsecrets.com
Number bonds to 10	1 + ? = 10	classroomsecrets.com	Number bonds to 10 9 classroomsecrets.com
Number bonds to 10	2 + ? = 10	classroomsecrets.com	Number bonds to 10 8 classroomsecrets.com
Number bonds to 10	3 + ? = 10	classroomsecrets.com	Number bonds to 10 7 classroomsecrets.com
Number bonds to 10	4 + ? = 10	classroomsecrets.com	Number bonds to 10 6 classroomsecrets.com
Number bonds to 10	5 + ? = 10	classroomsecrets.com	Number bonds to 10 5 classroomsecrets.com
Number bonds to 10	6 + ? = 10	classroomsecrets.com	Number bonds to 10 4 classroomsecrets.com
Number bonds to 10	7 + ? = 10	classroomsecrets.com	Number bonds to 10 3 classroomsecrets.com

© Classroom Secrets Limited 2020

Classroom secrets KIDS

Visit kids.classroomsecrets.co.uk for online games to support learning.

Join our Group: Coronavirus Home Learning Support for Teachers and Parents

Number bonds to 10	8 + ? = 10	classroomsecrets.com	Number bonds to 10 2 classroomsecrets.com
Number bonds to 10	9 + ? = 10	classroomsecrets.com	Number bonds to 10 1 classroomsecrets.com
Number bonds to 10	10 + ? = 10	classroomsecrets.com	Number bonds to 10 0 classroomsecrets.com
Number bonds to 10		classroomsecrets.com	Number bonds to 10 classroomsecrets.com
Number bonds to 10		classroomsecrets.com	Number bonds to 10 classroomsecrets.com
Number bonds to 10		classroomsecrets.com	Number bonds to 10 classroomsecrets.com
Number bonds to 10		classroomsecrets.com	Number bonds to 10 classroomsecrets.com
Number bonds to 10		classroomsecrets.com	Number bonds to 10 classroomsecrets.com

Recognising 2D Shapes

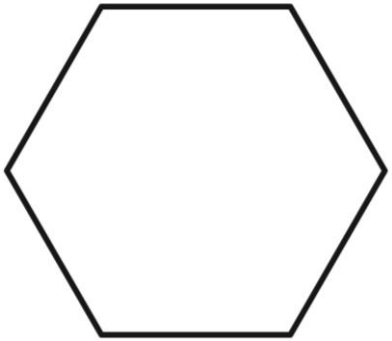

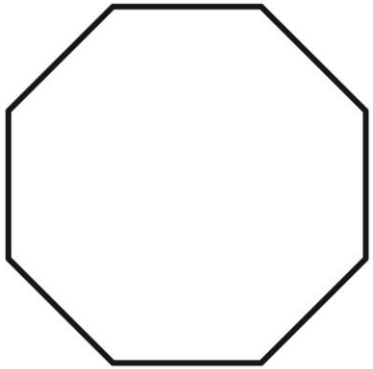





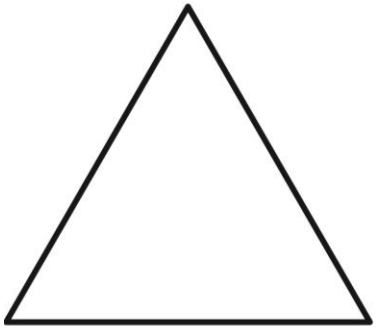

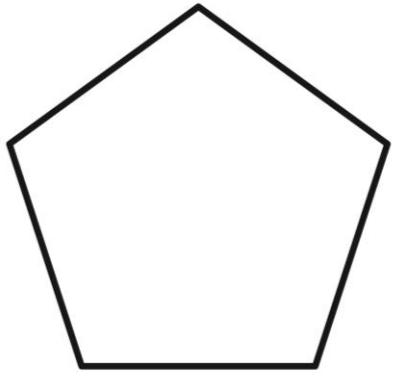

Label each shape with the correct name.

Classroom secrets KIDS

© Classroom Secrets Limited 2020

Visit kids.classroomsecrets.co.uk for online games to support learning.

Join our Group: Coronavirus Home Learning Support for Teachers and Parents

Count in 5s

1. Mrs. Zuk is taking some aliens on a trip to the space farm. She needs to order wellies for each alien.

More than 3 aliens are going on the trip. She has space for up to 10 aliens on her spaceship.

Order Form

No. of aliens attending	No. of wellies needed
1	5
2	10
3	15

Explore how many wellies she might need in total.

DP

2. Stand in a circle with up to 4 friends. Put your hands in front of you, fists closed.

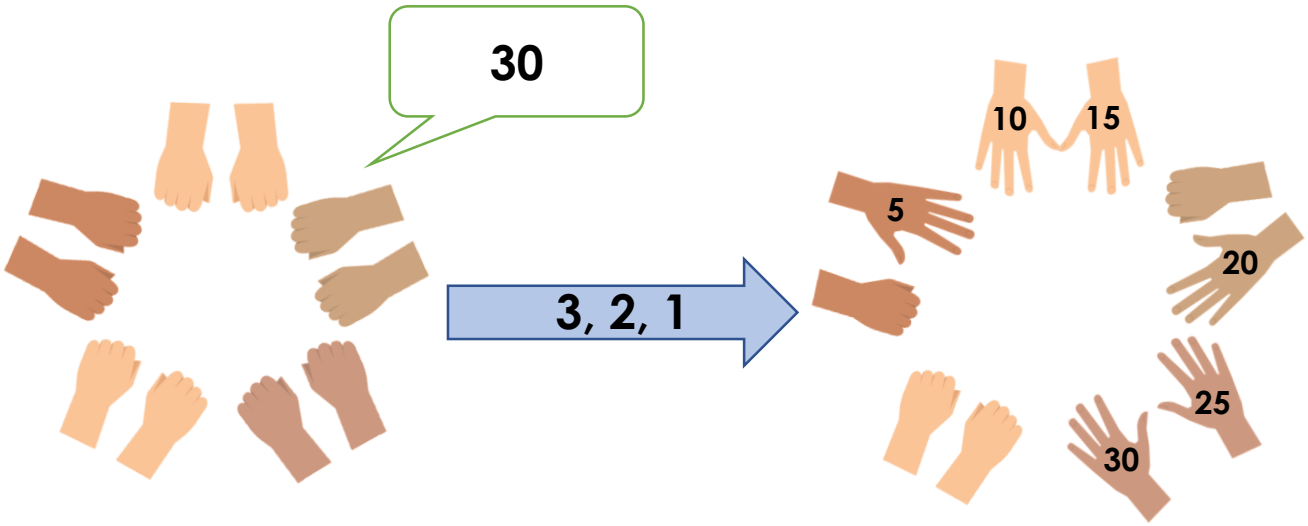

One player shouts out a counting in 5s number. Count down 3, 2, 1. Either open your fist to show 5 or leave them closed. If the number shown matches the called number, that player gets a point.

DP

© Classroom Secrets Limited 2020

Capital Letters to Start Sentences 2

1a. Circle the words which need a capital letter.

her leg is stuck in the box.

the egg is big and round.

D VF

Capital Letters to Start Sentences 2

1b. Circle the words which need a capital letter.

it was a fun day.

put the peg in the tray.

D VF

2a. Correct the sentences below.

his coat is red.

pat the cat.

D VF

2b. Correct the sentences below.

the pig can dig.

eat the plum.

D VF

3a. Choose the best word to start each sentence.

the	she	am

_____ moon is big.

_____ likes to play.

Remember to add the capital letter.

D VF

3b. Choose the best word to start each sentence.

look	say	ask

_____ your dad.

_____ at the trees.

Remember to add the capital letter.

D VF

4a. Tick the correct sentence.

A. The car is green.

B. the car is green.

C. The car is greeN.

D VF

4b. Tick the correct sentence.

A. be a good dog.

B. Be a Good dog.

C. Be a good dog.

D VF

© Classroom Secrets Limited 2020

Visit kids.classroomsecrets.co.uk for online games to support learning.
Join our Group: Coronavirus Home Learning Support for Teachers and Parents

Capital Letters to Start Sentences 2

1a. Jim has written a sentence.

	Put your hand up.

The capital letter has been used correctly.

Do you agree? Explain why.

D R

1b. Tom has written a sentence.

	her Tent is big.

The capital letter has been used correctly.

Do you agree? Explain why.

D R

2a. Order the words to make a sentence.

black	dog	is	the

D A

2b. Order the words to make a sentence.

frog	a	green	is

D A

3a. Write a sentence about the picture using the word bank to help you.

he	it	kick

D A

3b. Write a sentence about the picture using the word bank to help you.

cat	pet	he

D A

© Classroom Secrets Limited 2020

Visit kids.classroomsecrets.co.uk for online games to support learning.
Join our Group: Coronavirus Home Learning Support for Teachers and Parents

Capital Letters to Start Sentences 2

1a. Circle the words which need a capital letter.

the wheel is broken and I can't fix it.

look at that big fish in the pond!

VF

Capital Letters to Start Sentences 2

1b. Circle the words which need a capital letter.

she dropped the coin in the sea.

the doctor looked in my mouth.

VF

2a. Correct the sentences below.

five is more than four.

fetch your hat and scarf.

VF

2b. Correct the sentences below.

the train came but I was late.

dogs are good pets.

VF

3a. Choose the best word to start each sentence.

come	draw	when

_____ to my house.

_____ a green bird.

Remember to add the capital letter.

VF

3b. Choose the best word to start each sentence.

our	we	she

_____ like school.

_____ went to the shop.

Remember to add the capital letter.

VF

4a. Tick the correct sentence.

A. last week I went to the swimming pool.

B. Last week I went to the swimming pool.

C. last week I Went to the swimming pool.

VF

4b. Tick the correct sentence.

A. The show was funny and I liked it.

B. the show was funny and I liked it.

C. ThE show was funny and I liked it.

VF

© Classroom Secrets Limited 2020

Visit kids.classroomsecrets.co.uk for online games to support learning.
Join our Group: Coronavirus Home Learning Support for Teachers and Parents

Capital Letters to Start Sentences 2

1a. Pat has written a sentence.

you can catch it when I throw it.

The capital letters have been used correctly.

Do you agree? Explain why.

E R

1b. Kira has written a sentence

we like to play in The snow.

The capital letter has been used correctly.

Do you agree? Explain why.

E R

2a. Order the words to make a sentence.

said	we	go	to	the	can	mum	zoo

E A

2b. Order the words to make a sentence.

over	she	I	fell	her	and	helped

E A

3a. Write a sentence about the picture using the word bank to help you.

she	painted	I	and

E A

3b. Write a sentence about the picture using the word bank to help you.

likes	songs	and	sing

E A

© Classroom Secrets Limited 2020

Capital Letters to Start Sentences 2

1a. Circle the words which need a capital letter.

on Friday, I travelled down a bumpy road.

the girl forgot her sports kit so she couldn't play football.

GD VF

Capital Letters to Start Sentences 2

1b. Circle the words which need a capital letter.

the best month of the year is June.

the jelly was disgusting and I did not enjoy it.

GD VF

2a. Correct the sentences below.

join in with the class on Monday.

your horse is very frisky.

GD VF

2b. Correct the sentences below.

go and get your football.

reading is fun and I read every night.

GD VF

3a. Choose the best word to start each sentence.

score	my	ride

_____ birthday is in March.

_____ the bike safely.

GD VF

3b. Choose the best word to start each sentence.

under	about	june

_____ is the sixth month.

_____ the bed is a mess.

GD VF

4a. Tick the correct sentence.

A. On Saturday, I visited the shops with my sister.

B. On Saturday, I visiteD the shops with my sister.

C. on Saturday, I visited the shops with my sister.

GD VF

4b. Tick the correct sentence.

A. my trousers didn't fit but I wore them anyway.

B. My trousers didn't fit But I wore them anyway.

C. My trousers didn't fit but I wore them anyway.

GD VF

© Classroom Secrets Limited 2020

Visit kids.classroomsecrets.co.uk for online games to support learning.
Join our Group: Coronavirus Home Learning Support for Teachers and Parents

Capital Letters to Start Sentences 2

1a. Cath has written a sentence.

Jump up and down Quickly.

The capital letters have been used correctly.

Do you agree? Explain why.

GD R

1b. Jo has written a sentence.

sometimes it snows in December.

The sentence has the correct capital letters.

Do you agree? Explain why.

GD R

2a. Order the words to make a sentence.

like	nana	do	I	and	to	gardening

GD A

2b. Order the words to make a sentence.

swimming	went	I	on	Kate	and	Monday

GD A

3a. Write a sentence about the picture using the word bank to help you.

she	Tuesday	fed	every

GD A

3b. Write a sentence about the picture using the word bank to help you.



him	but	difficult	he	I

GD A

© Classroom Secrets Limited 2020

Using Questions

1a. Sort the words under the correct heading.

Question Opener	Not a Question Opener

what pen why

garden how book

D VF

Using Questions

1b. Sort the words under the correct heading.

Question Opener	Not a Question Opener

desk when paper

where seat who

D VF

2a. Choose an opener from the word bank to complete the sentence.

_____ do you want to go?

What Where

D VF

2b. Choose an opener from the word bank to complete the sentence.

_____ did you do that?

Who Why

D VF

3a. Rewrite this question with a different opener from the word bank. Make sure your question makes sense.

How did you get here?

When Who

D VF

3b. Rewrite this question with a different opener from the word bank. Make sure your question makes sense.

When did they leave?

What Where

D VF

4a. Tick the question which matches the answer below.

He is called Tom.

A. What is your name?

B. Who is your friend?

C. Where is your friend?

D VF

4b. Tick the question which matches the answer below.

I am going on Friday.

A. Why are you going?

B. Who are you going with?

C. When are you going?

D VF

© Classroom Secrets Limited 2020

Visit kids.classroomsecrets.co.uk for online games to support learning.
Join our Group: Coronavirus Home Learning Support for Teachers and Parents

Using Questions

1a. Lin has written the question below.

When are you?

Explain the mistake she has made and write the correct question.

D R

Using Questions

1b. Jan has written the question below.

What are you going?

Explain the mistake she has made and write the correct question.

D R

2a. Complete the question that Matthew has asked Ruby.

What …

Matthew

My name is Ruby.



Ruby

D A

2b. Complete the question that Anika has asked Jack.



How …

Anika

I'm 6 years old.



Jack

D A

3a. Are the two questions below asking the same thing?

A. Who are you talking to?

B. What are you talking to?

Prove it.

D R

3b. Are the two questions below asking the same thing?

A. When did you get here?

B. How did you get here?

Prove it.

D R

© Classroom Secrets Limited 2020

Using Questions

1a. Sort the words under the correct heading.

Question Opener	Not a Question Opener

are school if

skirt may pencil

E VF

2a. Choose an opener from the word bank to complete the sentence.

_____ you want to go outside?

Can	Are	Do

E VF

3a. Rewrite this question with a different opener from the word bank. Make sure your question makes sense.

May I have an apple please?

If	Can	Should

E VF

4a. Tick the question which matches the answer below.

Yes, I love it!

A. Could you pass me the book?

B. Are there many pages in the book?

C. Do you like the book?

E VF

Using Questions

1b. Sort the words under the correct heading.

Question Opener	Not a Question Opener

table could board

should chair do

E VF

2b. Choose an opener from the word bank to complete the sentence.

_____ you pass a pencil to me please?

May	Should	Could

E VF

3b. Rewrite this question with a different opener from the word bank. Make sure your question makes sense.

Can we go home now?

If	Are	Should

E VF

4b. Tick the question which matches the answer below.

No, probably not.

A. Should you be eating sweets?

B. Do you eat sweets?

C. Are you eating sweets?

E VF

© Classroom Secrets Limited 2020

Visit kids.classroomsecrets.co.uk for online games to support learning.
Join our Group: Coronavirus Home Learning Support for Teachers and Parents

Using Questions

1a. Marie has written the question below.

Could you going to play football?

Explain the mistake she has made and write the correct question.

E R

Using Questions

1b. Thomas has written the question below.

Can you like fish and chips?

Explain the mistake he has made and write the correct question.

E R

2a. Write the question that Sam has asked Fozia.

Sam: Could ...

Fozia: Yes I could open the door for you.

E A

2b. Write the question that Omar has asked Jess.

Omar: Would ...

Jess: No I wouldn't like to play outside thanks.

E A

3a. Are the two questions below asking the same thing?

A. Do you have a sticker?

B. Can you have a sticker?

Prove it.

E R

3b. Are the two questions below asking the same thing?

A. May I have some grapes?

B. Should I have some grapes?

Prove it.

E R

© Classroom Secrets Limited 2020

Using Questions

1a. Sort the words under the correct heading.

Question Opener	Not a Question Opener

which village whose

but could jacket

GD VF

2a. Choose a question word to complete the sentence.

She asked if I knew _____

the nearest station was.

GD VF

3a. Rewrite this question with a different question word. Make sure your question makes sense.

In our next lesson, can we do some painting please?

GD VF

4a. Tick the question which matches the answer below.

What did she say?

A. Would you take the bins out?

B. He asked if she would take the bins out.

C. How do I know if she took the bins out?

GD VF

Using Questions

1b. Sort the words under the correct heading.

Question Opener	Not a Question Opener

children does beautiful

would because should

GD VF

2b. Choose a question word to complete the sentence.

They asked if I knew_____

time it was.

GD VF

3b. Rewrite this question with a different question word. Make sure your question makes sense.

Could we catch this bus and go all the way to New Town?

GD VF

4b. Tick the question which matches the answer below.

Yes, I will be.

A. He asked her if she would eat it all.

B. Are you eating all of that?

C. Could you have eaten all of that?

GD VF

© Classroom Secrets Limited 2020

Visit kids.classroomsecrets.co.uk for online games to support learning.
Join our Group: Coronavirus Home Learning Support for Teachers and Parents

Using Questions

1a. Jakub has written the question below.

How dogs bark?

Explain the mistake he has made and write the correct question.

GD R

Using Questions

1b. Lily has written the question below.

Whose birds fly?

Explain the mistake she has made and write the correct question.

GD R

2a. Complete the question that Li Wei has asked Nia.

Li Wei: Could you tell me …



Nia: We should be doing our maths work now.

GD A

2b. Complete the question that Arooj has asked Liam.

Arooj: Do you know …

Liam: I think they support New Town Football Club.

GD A

3a. Are the two questions below asking the same thing?

A. I wonder which book is his favourite.

B. I wonder whose book is his favourite.

Prove it.

GD R

3b. Are the two questions below asking the same thing?

A. I wonder if he plays a musical instrument.

B. I wonder if he can play a musical instrument.

Prove it.

GD R

© Classroom Secrets Limited 2020

Visit kids.classroomsecrets.co.uk for online games to support learning.
Join our Group: Coronavirus Home Learning Support for Teachers and Parents

How to Make Pancakes

1. Put the flour in a bowl.

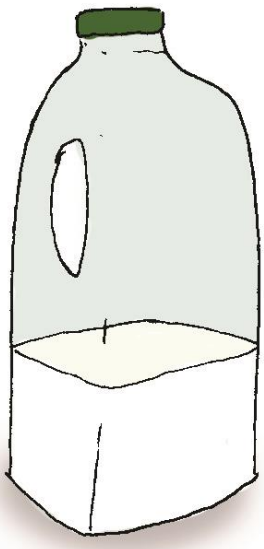

2. Pour in the milk.



3. Add the eggs.

4. Mix it all up by using a whisk.

© Classroom Secrets Limited 2020

Visit kids.classroomsecrets.co.uk for online games to support learning.
Join our Group: Coronavirus Home Learning Support for Teachers and Parents

5. Take a large pan and add some oil.



6. Pour the mixture into the hot pan.



7. Cook one side then flip it over and cook the other side.

You have made a pancake! Now choose your topping:











Classroom secrets KIDS
© Classroom Secrets Limited 2020

How to Make Pancakes – Follow-Up Work

What type of text is this?

What do you put in the bowl first?

What ingredients are used to make pancakes?

What item do you use to mix the ingredients up?

What topping would you have on your pancake?

© Classroom Secrets Limited 2020

Visit kids.classroomsecrets.co.uk for online games to support learning.
Join our Group: Coronavirus Home Learning Support for Teachers and Parents

By the River

© Classroom Secrets Limited 2020

Visit kids.classroomsecrets.co.uk for online games to support learning.

Join our Group: Coronavirus Home Learning Support for Teachers and Parents

By the River – Follow-Up Work

1. Who can you see in the picture?

2. What do you think she is doing?

3. What is the weather like? How do you know?

4. Where in the world could she be?

5. Do you think she is there just for the day? How do you know?

© Classroom Secrets Limited 2020

Visit kids.classroomsecrets.co.uk for online games to support learning.
Join our Group: Coronavirus Home Learning Support for Teachers and Parents

By the River – Follow-Up Work

6. Do you think she likes the river?

7. What do you think she might be able to hear?

8. Would you like to go there?

9. If you could ask the lady in the picture a question, what would it be?

10. What might be living in the forest by the river?

© Classroom Secrets Limited 2020

Visit kids.classroomsecrets.co.uk for online games to support learning.
Join our Group: Coronavirus Home Learning Support for Teachers and Parents

My Autobiography

An autobiography is a piece of writing that is all about you. Complete the sentences below with information about you and your life.

My name is _____

My birthday is _____

I live with my _____

My favourite book is called _____

When I grow up, I want to be _____

© Classroom Secrets Limited 2020

Visit kids.classroomsecrets.co.uk for online games to support learning.

Join our Group: Coronavirus Home Learning Support for Teachers and Parents