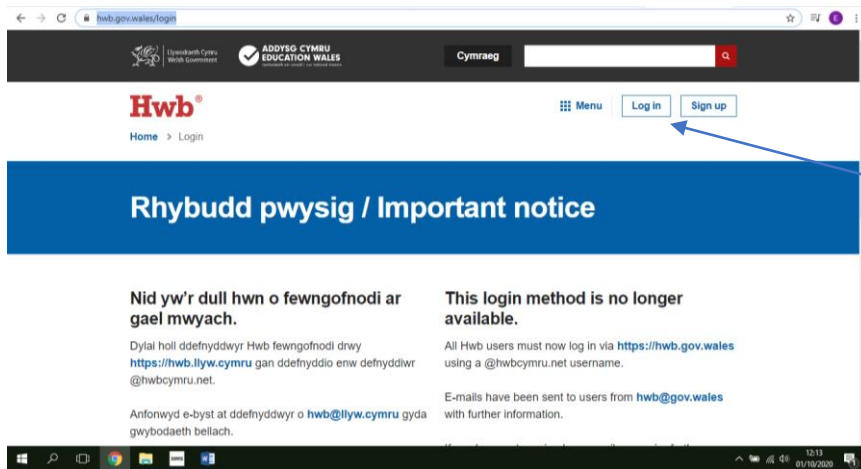
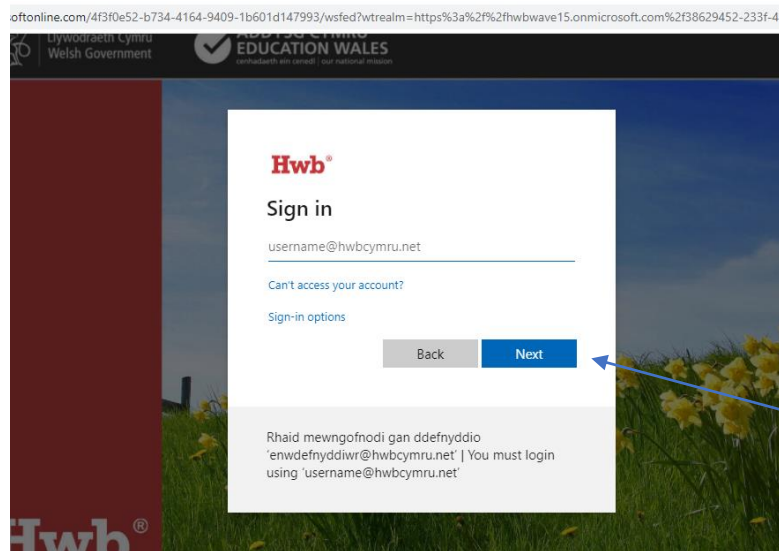


How to log on to Hwb and Google Classroom

Firstly go to <https://hwb.gov.wales/login> and click on LOG IN



Sign in by first typing in your child's username, then click NEXT and type in their password



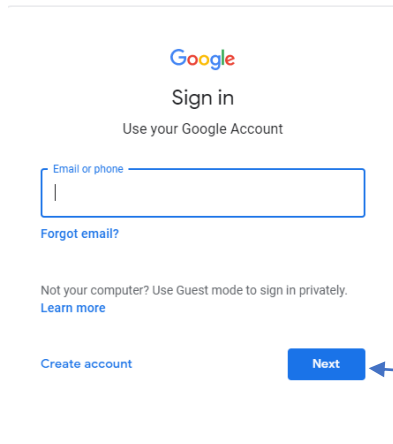
When logged in to HWB, you will need to go to the waffle menu



and click on Google For Education.



From here you will be asked to sign in again using the same log in details that you used for HWVB initially. Firstly the username, click Next and then the password.



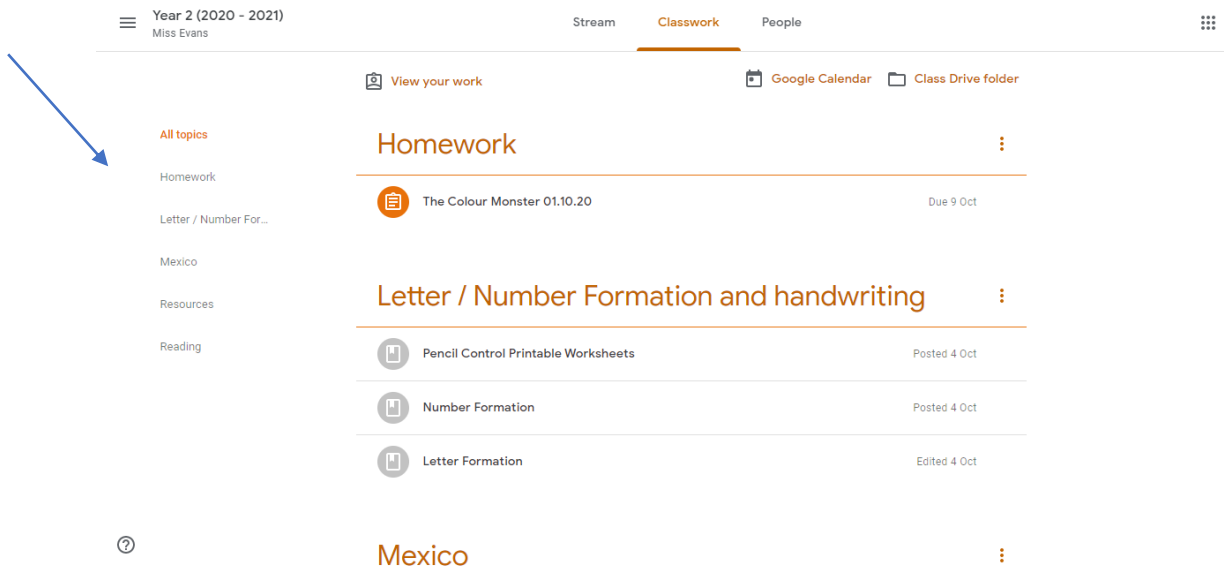
The image shows the Google sign-in interface. At the top is the Google logo, followed by the text 'Sign in' and 'Use your Google Account'. Below this is a text input field labeled 'Email or phone' with a cursor inside. Underneath the field is a link for 'Forgot email?'. Further down, there is a note: 'Not your computer? Use Guest mode to sign in privately.' with a link for 'Learn more'. At the bottom left is a link for 'Create account', and at the bottom right is a blue button labeled 'Next'. A blue arrow points from the right side of the page towards the 'Next' button.

You will now be able to click on to your child's classroom which will appear on the main 'classes' screen. Click on this to be able to check the Class stream and any classwork that has been put on.



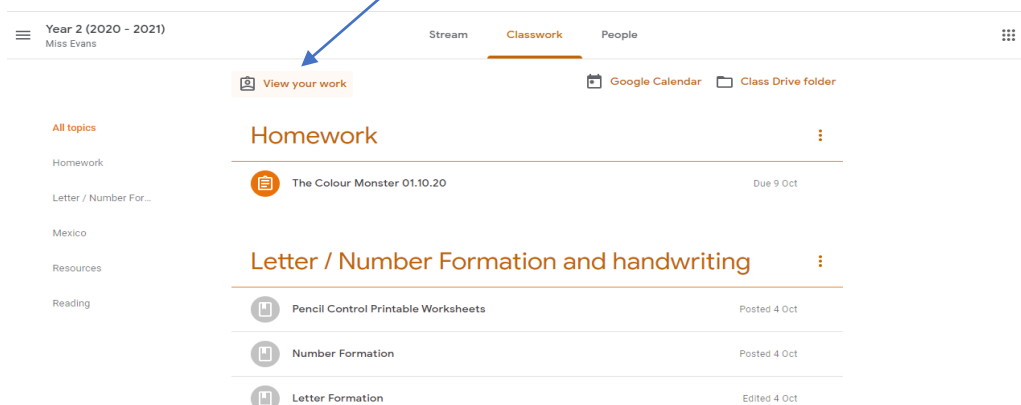
The 'Stream' tab, is your place to post anything that you want all to see. This is where you will find messages from your teachers to the whole class. You will also see the classwork set on the stream.

'Classwork' is the tab where you will find your classwork set in to folders. You can scroll through it all or you can find the specific topic you are searching for by clicking on the heading required on the left of the screen.



The screenshot shows the 'Classwork' tab selected in the top navigation bar. The left sidebar contains a menu with 'All topics' highlighted, and a blue arrow points to it. Below the sidebar, the 'Homework' section is visible, containing a list of assignments: 'The Colour Monster 01.10.20' (Due 9 Oct), 'Letter / Number Formation and handwriting' (with sub-items: 'Pencil Control Printable Worksheets' (Posted 4 Oct), 'Number Formation' (Posted 4 Oct), and 'Letter Formation' (Edited 4 Oct)), and 'Mexico'.

To view any work that has been set for your child, simply click on view your work at the top of 'Classwork', and you will see all work set here.



The screenshot shows the 'Classwork' tab selected in the top navigation bar. The 'View your work' button is highlighted in the top navigation bar, and a blue arrow points to it. The main content area shows the same 'Homework' section as the previous screenshot, including 'The Colour Monster 01.10.20' (Due 9 Oct), 'Letter / Number Formation and handwriting' (with sub-items: 'Pencil Control Printable Worksheets' (Posted 4 Oct), 'Number Formation' (Posted 4 Oct), and 'Letter Formation' (Edited 4 Oct)), and 'Mexico'.