

WALT : order events and time periods from British History correctly.

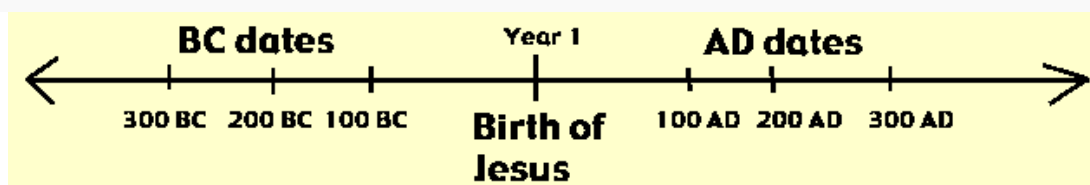
WALT : sequence events in chronological order.

**CHRONOLOGICAL ORDER** - Chronological order is a way of arranging actions, events, or things according to the time they occurred, showing what happened first, next, after that...



Read the PowerPoint which has been sent to your Hwb e mail, this shows the major events we will be studying this term. Your job is to create your own timeline showing the events from the list below in **chronological order** (be as creative with this as you can), or you can print off and fill in the template provided on the next page. Some ideas of what a timeline may look like are shown on the last page. This information may also be interesting/useful for you (I will discuss this further in the PowerPoint)...

Have you wondered what BC + AD means? How do we count time? It is important to know the meanings of these. B.C. stands for 'Before Christ' (The years/how many years before Jesus was born) and A.D. stands for 'Anno Domini' - (The years after Jesus was born).



The major events for you to sequence correctly in your timeline are...

*Mesozoic Era - about 250,000,000 million years ago*

*Stone Age - 15,000BC - 2,500BC*

*Victorians - 1837 - 1901*

*Bronze Age - 3,000BC - 800BC*

*The Celts - 800BC - AD43*

*Civil War and Revolution - AD1603 - AD1714*

*Romans in Britain - AD43 - AD410*

*Georgians - 1714 - 1830*

*Anglo-Saxons - AD449 - AD1066*

*First World War - 1914 - 1918*

*Vikings - AD793 - AD1066*

*World War 2 - 1939 - 1945*

*Normans - AD1066 - AD1154*

*Iron Age - 800BC - AD43*

*Middle Ages - AD1154 - AD1485*


*Tudors - AD1485 - AD1603*

*Modern Britain - 1945 - Present day*

WALT : order events and time periods from British History correctly.

WALT : sequence events in chronological order.

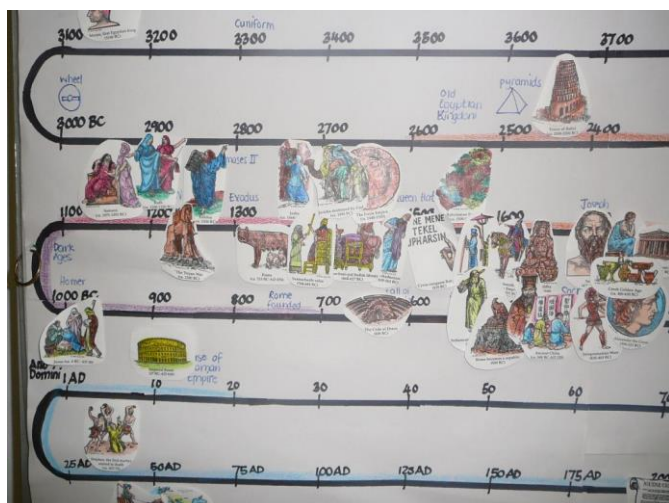

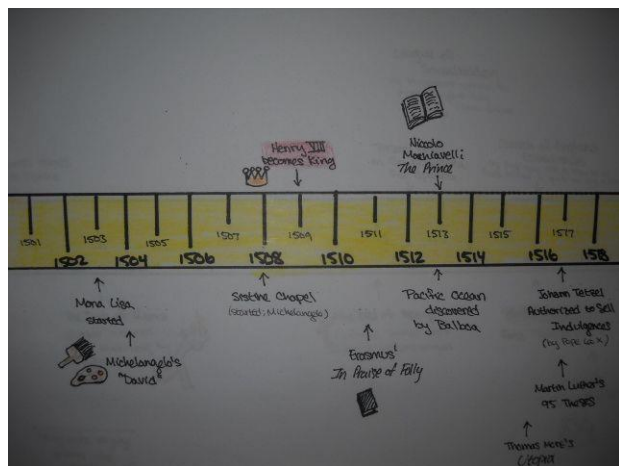
A Timeline of British History



WALT : order events and time periods from British History correctly.

WALT : sequence events in chronological order.

Some other ideas if you are creating/presenting your timeline yourself...



Or... you could use PowerPoint to create a timeline of your own, finding your own images to include from the internet. You could cut and stick images you have gathered or use art skills to produce your own images on paper/card. Be creative and have fun with this task. You can bring these along to our class Zoom call on Friday.