



## Phase 1 Phonics

Phase 1 Phonics activities help develop speaking and listening skills before learning to read and write in Reception. It is important **not** to work on Reception level phonics before your child is secure in Phase 1.


See the separate [Nursery Mark Making](#) page for ideas for mark making at home.

This week we are going to recap and visit each section of Phase 1. You can pick and choose activities you feel your child needs most practise in. If you can try and do one or more from each section. Most importantly have fun!


### 1. Alliteration

# Alliteration


## Home Learning Challenge



**Zoe**  
the Zookeeper wanted to name some of her animals. She wants the names to start with the same letter sound as the animal. So far she has thought of Charlie Chimp and Tommy Tiger. Can you help her think of some names for her Lion, Snake and Panda?



Charlotte the Chef is making some silly sound soups! Each soup needs 3 ingredients that start with the same letter sound. She has already made the 't' sound soup with toffees, tomatoes and toast! Can you think of 3 foods to put in the 'c' sound soup?



Go on a letter sound hunt! Look around at home or in an outside area and find things beginning with the same letter sound. Can you find 3 things beginning with 't'? What other letters can you choose?

## 2. Rhyming

# Rhyming Words

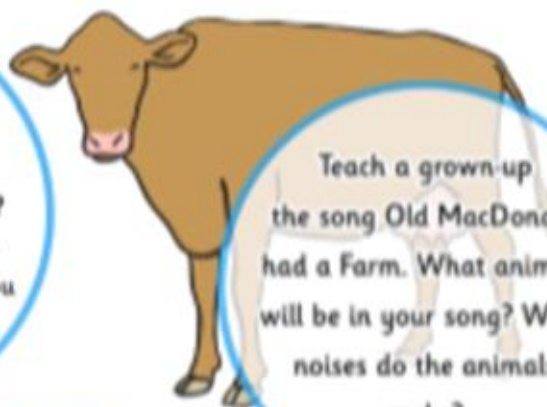
Draw a line to join the rhyming words together. You could also cut out the pictures, turn them face down and play a game to find rhyming pairs.



# Voice Sounds

## Home Learning Challenge


Use your voice to create some sound effects. Can you make a sound like a ticking clock or a doorbell? Listen to sounds you hear around your home – can you make a sound just like them?



Teach a grown-up the song Old MacDonald had a Farm. What animals will be in your song? What noises do the animals make?



Play an animal themed guessing game. Make some sound effects for different animal noises and encourage someone to guess what animal sound you were making. You could 'meow' like a cat, 'woof' like a dog or 'hissss' like a snake. What other animal sounds can you make?



Try making some different voice sounds to show different feelings and emotions e.g. 'oh!' when surprised, 'mmm' when eating something yummy and 'sshh' when trying to be quiet!



## 4. General Sound Discrimination

## General Sound Discrimination Environmental Sounds

# Home Learning Challenge

Go

on a Listening Walk!

You could go around your house or an outside area with an adult and practise listening carefully to all the different sounds you hear. Talk about what you heard. Did you recognise all the sounds? Were they loud or quiet? Were they long or short sounds?



Make a collection of your own noise makers. Think about lots of different things that make a sound and gather them together in a box or bag. Use one of the objects to make a sound for others to guess and identify. You could include things like crisp packets, keys, coins in a pot, a rattle or a squeaky toy.



Play

the game 'I Hear with

My Little Ear'! Take it in turns to imitate the sound of something and guess what makes that sound. You could imitate the sounds of things found around your house, like a clock or a telephone, or of recognisable animals, like a cat or dog.



Talk

about sounds you like and sounds you don't like and why. Draw some pictures of things that make sounds that you like – for example, birds singing, the sea or a doorbell.



## 5. Orally Blending and Segmenting

# Oral Blending and Segmenting Home Learning Challenge

Listen carefully as you sound out these words: pin, sat, tap, net. How many letter sounds are in each word? Try counting on your fingers. E.g. 'c-a-t, 1-2-3'.

Emma the Explorer has a list of things she needs to take on her next adventure but she can't read it! Can you help Emma work out what she needs to pack in her bag? Sound out the words below and blend the sounds together to find out what she needs to take. You could draw pictures to help Emma know what she needs to take.

m-a-p  
c-u-p  
h-a-t  
p-e-n



With a grown-up, play a listening game about a visit to a farm. 'I went to the farm and I saw ...' – instead of saying the animal name, split the word up into its 3 letter sounds. The other person has to identify the animal by blending the sounds together. For example: 'I went to the farm and I saw had a 'c-a-t.' – 'It's a cat!' Try for the words; cat, dog, pig, cow, hen.

Play a listening and drawing game with a grown-up. Take it in turns to sound out a word and then the other person has to draw the item! Try the words: hat, sun, ten, pan, box.







Any questions please email to us at:  
[Mrs Timmins email](#) or [Mrs Rudge email](#)

Or send your pictures to us in a message on ClassDojo.  
If you aren't on ClassDojo yet, please [email](#) so we can send you the link.