




Languages, Literacy and Communication

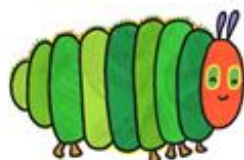
Our new books are all about caterpillars and butterflies! We are starting with 'The Very Hungry Caterpillar' by Eric Carle. Read the story together and then try the story activities below – click on the picture to access the story online:



wc 15 June Story Activities:

- Read and talk about the story together.
- Look at some of the words together and practise saying them out loud whilst pointing to the word.
- Encourage your child to retell the story themselves – reading out loud some of the words they are familiar with.
- Talk about their favourite part of the story.
- What if something different happened at the end?
- Can you remember what the hungry caterpillar ate? You could make a list of all the delicious food he ate.

Foods The Very Hungry Caterpillar Ate



The Very Hungry Caterpillar is very full! Can you remember the names of the food he ate?

- Story Scribing - can you write a letter to the caterpillar and say what you like to eat?
Mums and Dads: *please write the words down for your child as they say them if they are not yet ready to write the words themselves. Or you could write most of the words and they take over when they know a word or want to try some of the letters from the word. This is called story scribing and we do it in school a lot. Please write down the words exactly as your child says them to you and read the sentences back to them here and there to check they are happy with what you are writing. At the end, read the whole letter out.*
- Can you draw a butterfly or caterpillar or some of the food from the story?
- Can you make a food diary of what food you eat for breakfast or dinner?
- Sentence Game - Try and read the sentences below and choose the correct missing word. Listen to the story again or a grown up could read the sentences for you.

Sentence Game

Fill in the gaps with the correct word.

1. On Sunday the warm _____ came up.
sun, fun, bun.
2. On Monday _____ ate through one apple.
he, be, me.
3. On Tuesday he ate through _____ pears.
two, boo, loo.
4. He was _____ hungry.
still, bill, till
5. That _____ he had tummy ache!
night, right, might
6. He was a big _____ caterpillar.
fat, mat, bat
7. He stayed inside for more than two _____
weeks, beets, meets


- Can you sing the days of the week song in Welsh. Watch and listen to the video and see if you can join in. Click [here to listen to the days of the week in Welsh](#).
- Here are the key words from the story. Have a go at saying some!



See below for next week's story activities:

wc 22 June Story Activities:

The book this week is called 'Oliver's Fruit Salad'. Click on the picture to hear the story being read on YouTube:



- Read and talk about the story together.
- Look at some of the words together and practise saying them out loud whilst pointing to the word.
- Encourage your child to retell the story themselves – reading out loud some of the words they are familiar with.
- Talk about their favourite part of the story.
- What if something different happened at the end?
- Have you ever tried growing your own fruit?
- **Describing Fruit** - What is your favourite type of fruit? Why do you like it so much? Fruit is really healthy for our body. Can you choose a fruit and describe it using different adjectives (describing words)? Here are some examples:

The banana is yellow, soft and sweet.


The strawberry is red, juicy and delicious.

- Maybe you can draw the different fruit you have described?

- Continue to practise counting in Welsh:



Here's a fun animation from the BBC where children count in Welsh to cross a stream. You can hear how each number is pronounced in the video too:



Challenge: Can you learn the Welsh words for numbers 11 – 20?

