





Languages, Literacy and Communication

Our new books are all about spiders! We are starting with **Aaaarrgghh Spider** and **The Very Busy Spider**. Read each story together and then try the story activities below – click on the picture to access the story online:



wc 1 June Story Activities:

- Read and talk about the story together.
- Look at some of the words together and practise saying them out loud whilst pointing to the word.
- Encourage your child to retell the story themselves – reading out loud some of the words they are familiar with.
- Talk about their favourite part of the story.
- What if something different happened at the end?
- The spider in Aarghh Spider wants to be part of the family – what else could she do to get them to like her and not be scared of her?
- Story Scribing - can you write a letter to the spider and tell her how special you think she is? Mums and Dads: *please write the words down for your child as they say them if they are not yet ready to write the words themselves. Or you could write most of the words and they take over when they know a word or want to try some of the letters from the word. This is called story scribing and we do it in school a lot. Please write down the words exactly as your child says them to*

you and read the sentences back to them here and there to check they are happy with what you are writing. At the end, read the whole letter out.

- Can you draw a spider web?
- Draw the very busy spider in her web and write some of the words from the story around her, like cow, pig, owl.
- The Welsh for spider is “corynn” pronounced, “corr-inn”. And the Welsh for spiders is “corynod” pronounced “corr – uh - nod”. You could try learning to say, ‘I like spiders’ or, ‘I don’t like spiders’ in Welsh:

🌿 I like spiders: Dw i'n hoffi corynod 😊


🌿 I don't like spiders: Dw i ddim yn hoffi corynod!



See below for next week's story activities:

wc 8 June Story Activities:


You could read these other spider and mini-beast themed books together this week. Click on the pictures to hear the stories read on YouTube:



- Read and talk about the story together.
- Look at some of the words together and practise saying them out loud whilst pointing to the word.
- Encourage your child to retell the story themselves – reading out loud some of the words they are familiar with.
- Talk about their favourite part of the story.
- What if something different happened at the end?
- Spinderella loves counting. Can you count up from 1 to 20 and back down from 20 to 1?
- Try writing out some numbers from the story in numerals (1, 2, 3...) and words (one, two, three...).
- Why is the cricket so quiet? Could you make up a song to cheer him up? Mums and dads, please help your child write down the words to their song and help them think of words to use. They will know the Mr Men Songs in Welsh at school (Mr Hapus ydw i, ydw i, he he) – you could try something similar in English, like, “Mr Cricket, why are you so quiet? Mmm mmm. Mr Cricket, why are you so quiet? Mmm mmm etc ([follow this link for the tune!](#))
- Can you practise counting in Welsh? How many legs does a spider have? What’s 8 in Welsh? See below for numbers in Welsh:



Here's a fun animation from the BBC where children count in Welsh to cross a stream. You can hear how each number is pronounced in the video too:



Challenge: Can you learn the Welsh words for numbers 11 – 20?

