




## Languages, Literacy and Communication

Our new stories are continuing the fruit and animals theme from last week and we are starting off with the wonderful **Handa's Surprise** by Eileen Brown. Read the story together and then try the story activities below, and the activities on the accompanying documents on the website.


Click on the picture to access a lovely animated version of the story online:




### wc 29 June Story Activities:

- Read and talk about the story together. Look at some of the words together and practise saying them out loud whilst pointing to the word.
- Encourage your child to retell the story themselves – reading out loud some of the words they are familiar with. Talk about their favourite part of the story.
- What if something different happened at the end?
- Can you remember all the fruit that Handa put in her basket? Which animal ate which fruit – can you remember? What adjectives were used to describe each fruit? The soft yellow banana; the ripe, red mango etc.
- Can you draw the fruit and write the name of each fruit next to it? Think about what letter sound the fruit starts with. Can you write the adjectives too (or mum and dads, can you write down a description of each fruit, writing the words your child tells you to put).

- You might also like to look at this book together, which was a favourite in class, it's a series of poems about mixed up animals! The video flicks through the book really quickly – just pause it whenever your child sees an animal they like, and read the poem out to them!



- What if you put two or more different animals together yourself? What would you make?
- Mums and dads, can you help your child draw the new animals you have created?
- What would your made-up animal be called?
- What names would you give to these made-up animals:



- Can you remember the Welsh names for different fruit? We did this a few weeks ago. Can you teach your grown up the fruit and counting song we used to sing in school? Click the link to remind yourself of the words! [“Un,dau, tri banana”](#)



See below for next week's story activities:

## wc 6 July

This week you might like to read, Handa's Hen together – click on the picture to hear it being read on YouTube, with lots of counting together ideas too:



### wc 6 July Story Activities:

- Read and talk about the story together. Look at some of the words together and practise saying them out loud whilst pointing to the word.
- Encourage your child to retell the story themselves – reading out loud some of the words they are familiar with. Talk about their favourite part of the story.
- What if something different happened at the end?
- Can you name the people who were in both this book and last week's book? Which book did you prefer, and why?
- What was the name of the Handa's hen? Can you draw a picture of the hen?
- Can you name the different animals in the story? How many of each type of animal were there? Can you count the different animals? Can you write out the number to show how many of each animal there were and copy the name of the animal (mums and dads, please help with the writing).
- Try singing this lovely Welsh song all about animals together, it's called "5 Crocodiles" which is "5 Crocodeil" in Welsh (click the picture to hear it):

