



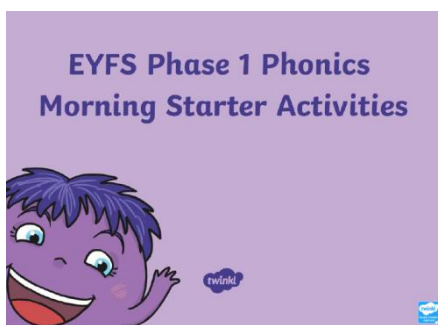
Phase 1 Phonics

We are working on Phase 1 Phonics activities to help develop speaking and listening skills before learning to read and write in Reception. It is important **not** to work on Reception level phonics before your child is secure in Phase 1. **These three sets of activities** will help develop the ability to hear different sounds within words. See the separate [Nursery Mark Making](#) page for ideas for mark making at home.

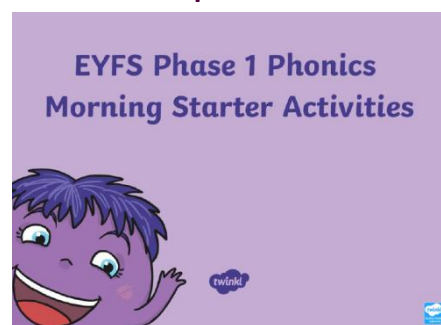
1. Sound Games

Click on the picture to open a Powerpoint of lots of different sound games and activities. There is also a link to the same file in pdf form if you don't have access to Powerpoint.

PowerPoint file:



pdf file:



Have a play of a different activity each day (don't try to do them all in one day!). Here are some ideas for the game on describing the objects using the same sound (slide 10):

blue bee smelly socks dirty dog slimy slug tall tower

Remember, this all about having fun hearing sounds in words, it is not about linking the sound to a written letter.



2. Incy Wincy Rhyming

Read or sing the Incy Wincy spider rhyme together [Incy Wincy song](#).

Help your child identify the rhyming words – have fun repeating the words that rhyme; try thinking of some other words that rhyme with the words:

Talking Together
Remember the Rhyme?

Incy Wincy spider climbed up the water spout.
Down came the rain and washed the spider out.
Out came the sunshine and dried up all the rain.
So Incy Wincy spider climbed up the spout again!



Can you remember any Nursery Rhymes from the last few weeks that have rhyming words?

3. Teddy Talk

Choose one of your child's favourite teddies and tell your child the toy can only speak in teddy talk (i.e. by segmenting, or breaking down, the sounds in words). **Teddy is going to ask you to go and get or point to different items at home. He is going to tell you what to get and point to using teddy talk.**

Pretend the teddy is speaking and say to your child:



Can you go and get...

- ... your c-oa-t (coat)
- ... your sh-ooze (shoes)
- ... a c - up (cup)
- ... a pl - ay - t (plate)
- ... a t - oy (toy)
- ... some ss - ox (socks)

**Remember to send us pictures of your child doing the different activities.
Thank you, we love seeing them!**