




## Science & Technology / Humanities Activities

There are two activities to try: 1. Decorating biscuits and 2. Mini beast hunt.

### 1. Decorating biscuits

Here are some ideas for making ladybird biscuits and doing some counting, grouping and sharing of numbers at the same time!

**Starting with a Story** Reception



### Ladybird Biscuits


(More ideas later if you are short of ingredients!)

You will need:

- 1 pack plain biscuits
- 1 small, red food colouring
- Icing sugar
- 1 small cup of water

Black ready made icing in a tube or block or something similar to make spots and lines like raisins and liquorish.

Optional - edible eyes!




**Starting with a Story** Reception


### Talking Together

If you don't have the ingredients - some other ideas!


- Use cream cheese instead of icing sugar!
- Use chocolate buttons for spots!




- Make your own unique bug with different colours and spots using smarties! Give your bug a name!



- Cut circles in bread and make ladybird toast with raspberry jam!



- Do the activity with dough and buttons for spots!



## Talking Together



1. Lay out your biscuits on a flat surface.
2. Mix a little water into your icing sugar until it starts to make a really thick paste.
3. Add red food colouring until the icing goes ladybird red.
4. Ice your biscuits to look like red ladybird wings.
5. Roll black icing into a thin sausage and make into a strip down the middle of each biscuit. (Or draw a line with icing or add a strip of liquorish.)
6. Roll little balls of black icing ready or get your raisins ready!

Then...



## Talking Together

## Lots of ways of Getting Dotty!



Simply decorate your biscuits with as many spots as you want and then talk about how many you have put on each side of the ladybird! How many spots altogether?

Set a challenge of each biscuit having to have 5 or 10 spots. How many on one side, how many on the other? Talk about the calculation on both sides of the biscuit to make 10.

Another way! Each ladybird must have the same amount of spots on each side. How many different doubles have you got?

What do these make?





Take some pictures of your biscuits and email them over to me at:

[timminss@hwbcymru.net](mailto:timminss@hwbcymru.net)

I can share the pictures on Class Dojo. If you are not signed up to Class Dojo yet, please email me to get your link.

## 2. Mini beast hunt

What mini beasts can you find in your garden? Can you find out the names for the creatures you find? How many legs do they have? Are any of the mini beasts you find in your garden shown here:



Mums, Dads and Carers, can you read out each description below and help your child to match it to the correct mini beast above:

