




Languages, Literacy and Communications

This week we are reading the story, “What the Ladybird Heard” by Julia Donaldson. Read the story together and then try the activities below – click on the picture to access the story online, or click on the video on the main web page, above, for a funny version of it read by me, Mrs Timmins!




Story Activities:

- Talk about the story together
- Look at some of the words together and practise saying them out loud whilst pointing to the word
- Encourage your child to tell you the story themselves – reading the words they are familiar with
- Talk about their favourite part of the story
- What if something different happened at the end?
- Which animals and mini beasts from the story have they seen in real life or in different books?

- Try making a map together like in the story – put a large piece of paper on the floor and draw the key characters and events of the story, labelling them together with words copied from the book. Use positional language to describe where things are on the map – next to, behind, in front of, between, on top, under.


Starting with a Story Reception



Talking Together

Find something to write a plan on, paper or an old bit of wallpaper. Even baking paper in a roll!

Use the plan in the book or the front pages to make your own map. Talk about what is next to each of the buildings as you make it. Then talk about planning how to get the cow making turns, next to, over, under and beside.



- Try to identify the rhyming words together (see this week’s Phonics activity on rhyming too) – can you hear the words at the end of the sentences that rhyme?
- Look up the Welsh word for farmyard animals and practise saying the words together: English to Welsh translation

If you liked this story, you might want to read the sequel (click on the picture to open it in YouTube):

