





Languages, Literacy and Communication

The new stories this week are about spiders! We are starting with **Aaaarrgghh Spider** and **The Very Busy Spider**. Read each story together and then try the activities below – click on the picture to access the story online:



wc 1 June Story Activities:

- Read and talk about the story together.
- Look at some of the words together and point to them as you say them out loud. Point to the pictures and talk about what they can see happening from the pictures.
- Encourage your child to retell the story themselves.
- Talk about their favourite part of the story.
- What if something different happened at the end?
- The spider in Aarghh Spider wants to be part of the family – what else could she do to get them to like her and not be scared of her?
- Story Scribing - can you write a letter to the spider and tell her how special you think she is? Mums and Dads: *please write the words down for your child as they say them. This is called story scribing and we do it in school a lot. Please write down the words exactly as your child says them to you and read the sentences back to them here and there to check they are happy with*

what you are writing. At the end, read the whole letter out. If they want to take the pencil off you and do some of the writing, then please let them!

- Can you draw a spider web?
- Can you draw the very busy spider in her web and mums and dads write some of the words from the story around her?
- The Welsh for spider is “corynn” pronounced, “corr-inn”. And the Welsh for spiders is “corynod” pronounced “corr – uh - nod”. You could try saying ‘I like spiders’ or, ‘I don’t like spiders’ together in Welsh:

🌿 I like spiders: Dw i’n hoffi corynod 😊



🌿 I don’t like spiders: Dw i ddim yn hoffi corynod!



See below for next week's story activities:

wc 8 June Story Activities:

You could read these other spider and mini-beast themed books together next. Click on the pictures to hear the stories read on YouTube:



- Read and talk about the story together.
- Look at some of the words together and point to them as you say them out loud. Point to the pictures and talk about what they can see happening from the pictures.
- Encourage your child to retell the story themselves.
- Talk about their favourite part of the story.
- What if something different happened at the end?
- Spinderella loves counting. Can you count up to 10 like Spinderella? Can you count back down from 10 to 1 too?
- Why is the cricket so quiet? Could you make up a song to cheer him up? Mums and dads, please write down the words to their song and help them think of words to use. They will know the Mr Men Songs in Welsh at school (Mr Hapus ydw i, ydw i, he he) – you could try something similar in English, like, “Mr Cricket, why are you so quiet? Mmm mmm. Mr Cricket, why are you so quiet? Mmm mmm etc ([follow this link for the tune!](#))
- You could sing Incy Wincy spider together too: [Incy Wincy song](#)
- Can you practise counting in Welsh? How many legs does a spider have? What’s 8 in Welsh? (See below for numbers in Welsh):



Here's a fun animation from the BBC where children count in Welsh to cross a stream. You can hear how each number is pronounced in the video too:

