



## Phase 1 Phonics

In Nursery we work on Phase 1 Phonics activities which work on speaking and listening skills before learning to read and write in Reception. It is important **not** to work on Reception level phonics before your child is secure in Phase 1.

We are continuing with our Phase 1 activities all about Rhythm and Rhyme. These three activities help develop children's listening skills and their ability to hear different sounds within words. See the separate 'mark making' page for ideas for mark making at home.

### 1. Make a Rhyming Basket

Make a box or basket of rhyming items together from items around the house and garden. You could use pictures of things as well as toys and household items. Have fun together trying to think of things that rhyme and trying to find them. For example:

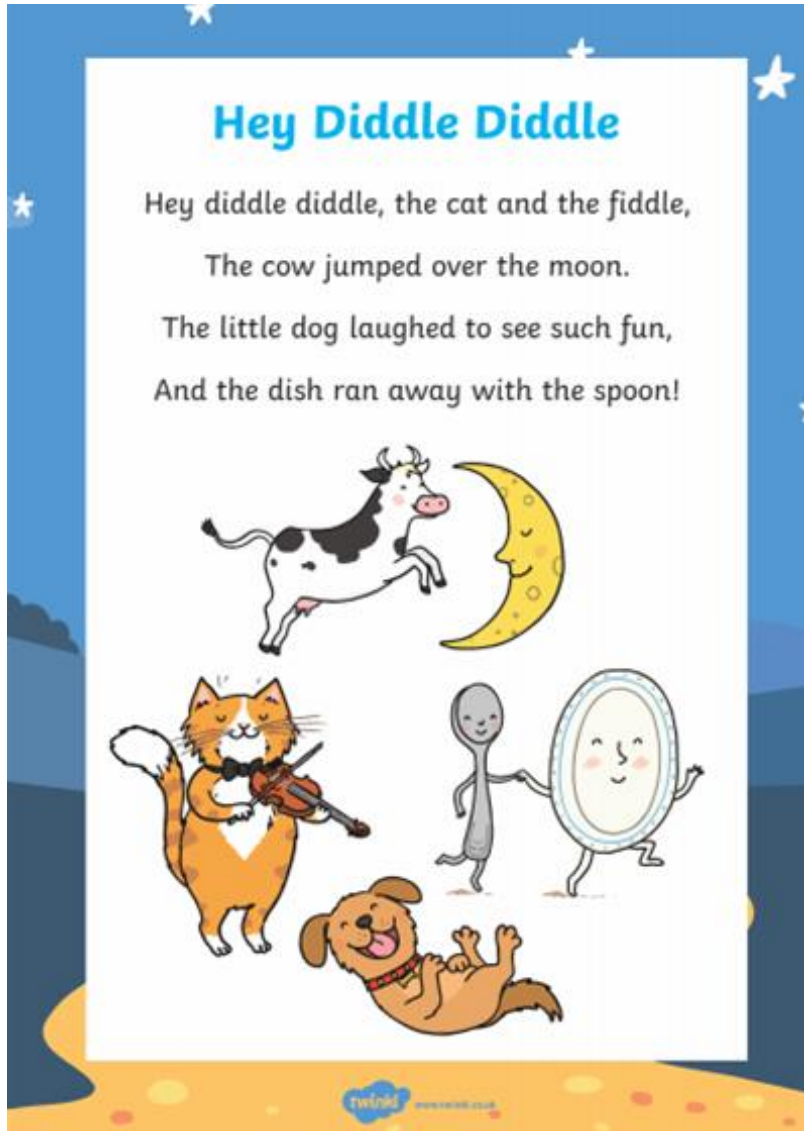
- stone and phone
- box and socks
- bear and chair
- pig and wig
- pen and hen
- frog and log etc.



When it's done, make a list together of all the pairs. See if your child can repeat the names of each pair of items – point out that they rhyme (sound the same at the end of the word).


## 2. Nursery Rhymes

Read some rhymes together. Help your child identify the rhyming words – have fun repeating the words that rhyme; try thinking of some other words that rhyme with them:



## Hickory Dickory Dock

Hickory Dickory Dock,  
The mouse ran up the clock.  
The clock struck one,  
The mouse ran down,  
Hickory Dickory Dock.





## Fuzzy Wuzzy, Creepy Crawly

Fuzzy wuzzy, creepy crawly,  
Caterpillar funny.  
You will be a butterfly,  
When the days are sunny.

Winging, flinging, dancing,  
springing,  
Butterfly so yellow.  
You were once a caterpillar,  
Wiggly, wiggly fellow.



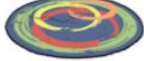



twinkl





### 3. Odd one out

There are 6 sets of picture cards. Which one on each line is the odd one out because it doesn't rhyme with the other pictures? Say the words out loud with your child and help them find the odd one out:





1

jug 	cat 	rug 	slug 
--	--	--	--




2

cat 	rat 	dog 	mat 
--	--	--	---

3

ham 	lamb 	jam 	spoon 
--	--	--	---

4

slug 	hen 	pen 	ten <b>10</b>
---	--	--	------------------

5

man 	van 	pig 	can 
--	--	--	--

6

pig 	wig 	dig 	tree 
--	--	--	---