




Expressive Arts


Try some leaf painting. You could make animals out of the painted leaves, or anything else you like!

Leaf printing


106 How to print a leaf



1. Pour some thick paint onto an old plate. Then, add a little water to the paint and mix it in with a brush to make the paint slightly runny.




2. Lay a leaf on an old newspaper, with the veins on the underside facing up. Brush a thick layer of paint onto the leaf until it is completely covered.




3. Press the leaf onto a piece of paper to make a print. Brush the leaf with paint again and do another print. Make lots of prints, then leave them to dry.

107 Parrot
Make several leaf prints from different leaves. Cut them out and glue them on as feathers on a parrot's wing.



108 Lion
Use leaf prints to make a lion's mane and add one to the end of its tail.





109

Turtle

Cut a paper oval and do several leaf prints for the patterns on a turtle's shell.

110

Hedgehog

Cut out lots of leaf prints. Glue them onto an oval body in rows, starting at the hedgehog's bottom.

111

Giraffe

Use leaf prints for the spots on a giraffe. Cut out individual prints for its mane and tail.

112

Bugs

Make bugs with little leaf prints for the bodies and wings. Add details with a felt-tip pen.