


## Home Learning - Nursery

### Topic- Up High, Down

#### Literacy and Communication

Write a recount about your Christmas holidays- Use the 'My Christmas Holidays Snapshot' to draw pictures showing what you played with, what you ate and how you had fun etc.

Along with the drawings you could also practise your writing skills by overwriting some key words.




Recap the Read Write Inc Phonic sounds that we covered during the Autumn term.

'm,a,s,d,t,i,n,p,g,o'



Play the 'Flash Cards' game on Phonic Bloom to practise your letter sounds. (Only select level 1,2 and 3).

<https://www.phonicsbloom.com/uk/game/flash-cards?phase=2>



Practise over writing your name. Write your child's name in a felt pen for your child to write over the letters of their name.

## Miss Wilson

Use the 'Letter Formation Rhymes' sheet to practise writing each sound in your name.

The letter formation sheet can we found on J2 Homework.


Sound	Character
a	Round the apple and down the leaf (apple)
b	Down the back for the heel, round the toe (boat)
c	Cut around the caterpillar, caterpillar
d	Round his bottom, up his hair and down to his feet (dinosaur)
e	Lift off the toe and sweep out the egg (egg)
f	Down the stem and draw the leaves (fairy)
g	Round her face, down her hair and give her a curl (girl)
h	Down the head to the hiccups and over his back (horse)
i	Down his body, and a dot for his head (ice-cream)
j	Down his body, curl and dip (Jack in the box)
k	Down the kangaroo's body, tail and leg (kangaroo)
l	Down the long leg (leg)
m	Down Masha, over the mountain, over the mountain (Masha and the bear)
n	Down Nobby, over his net (Nobby cat)
o	All around the orange (orange)
p	Down the pig and around his head (pig)
q	Round her head, up past her ear-rings and down her hair (queen)
r	Down his back, then curl over his arm (robot)
s	Slither down the snake (snake)
t	Down the teardrop across the beard (teardrop beard)
u	Down and under, up to the top and draw the middle (underline)
v	Down a wing, up a wing (vulture)
w	Down it, down it (worm)
x	Down the arm and leg and repeat the other side (exercise)
y	Down a horn, up a horn and under the head (yacht)
z	200 - 200 (zip)

Choose one of your favourites books that you have at home and read it with a grown up.

Talk about the front cover, what happens in the story and why you like the story.




You could record yourself reading the story together and talking about the story and upload it to HWB.



Our new topic is 'Up High, Down Low' with a mini topic of 'Frozen Planet'. These topics include transport, underground, animals and habitats.

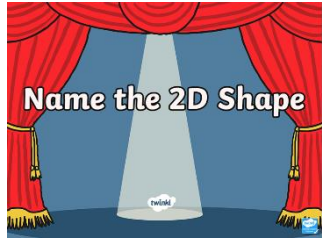


Talk with a grown up about what you would like to find out and learn about linked to these topics. Create a spider diagram to show what your ideas.

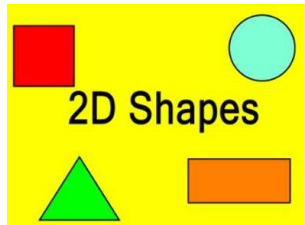


## Mathematics Development

Play the 'Name the 2D shape' quiz which can be found on J2 Homework.



Can you recognise and name the 2D shapes; circle, square, triangle and rectangle.




Play the 'Shape Monsters' game on Top Marks. Feed the shape monsters the correct 2D shape.



<https://www.topmarks.co.uk/early-years/shape-monsters>

Cut up some 2D shapes (circle, square, triangle and rectangle) out of paper. Use these shapes to create a picture. You could make a shape house or a shape car.



Can you name all the shapes you have used in your picture? How many circles/squares/triangles/rectangles have you used?


Sing the shape songs about 2D shapes and their properties. The lyrics for these songs can be found on J2 Homework.



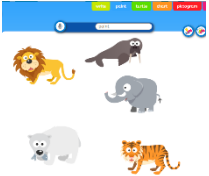








Watch the 2D Shape song and join in with the song to help you learn your 2D shapes.

[https://www.bing.com/videos/search?q=we+are+shapes+we+are+everywhere+song&docid=608044413270033758&mid=97E79943DEC192A874AC&view=detail&FORM=VIRE](https://www.bing.com/videos/search?q=we+are+shapes+we+are+everywhere+song&docid=608044413270033758&mid=97E79943DEC192A874AC97E79943DEC192A874AC&view=detail&FORM=VIRE)

2D shapes are all around us in school and at home. Use the 2D shape cut and stick matching activity worksheet on J2 Homework to learn about some of the different shapes.



Can you match the 2D shapes to the correct everyday item? Cut and stick the shapes to match them together correctly.

Science and Technology	Health and Well-Being	Expressive Arts	Humanities	Welsh/Cymreig
<p>On the Paint app on JIT use the stamps to create a collage of five of your favourite animals or types of transport. Please upload your fantastic collages to HWB for me to see.</p>  <p>Go on a 'Welly Walk'. Pop on your wellies and explore your garden or local area. What can you see and hear? Did you see any animals? Could you hear any types of transport?</p> 	<p>Travel around like different forms of transport going fast and slow. You can move around like a car, aeroplane, train or any others you can think of.</p>  <p>Take part in a Yoga session to have some quiet time after all your activities.</p>  <p><a href="#">Cosmic Kids Yoga Compilation   12 min of Yoga Fun - Bing video</a></p>	<p>Make a bird feeder for that different birds that may visit your garden. Instructions on how to make a bird feeder can be found on J2 Homework.</p> 	<p>Explore the Power Point 'Animals of the World' which can be found on J2 Homework.</p>  <p>Choose one of the animals from the powerpoint and find out one more fact about that animal. You could draw a picture, write or record telling me about the fact you have found out.</p> 	<p>Can you practise the Welsh language patterns below?</p> <p>Pwy wyt ti? (Who are you?)</p> <p>Miss Wilson (your name) dw i.</p>  <p>Sut wyt ti? (How are you?)</p> <p>Dw i'n hapus/trist/grac (Happy/sad/angry).</p> 

After you complete your activities don't forget to share your work/photos/videos to your HWB Files for Miss Wilson to see and make comments.