



Home Learning - Nursery



Topic - Christmas

Literacy and Communication

Read 'The Christmas Story' PowerPoint on J2 homework.



Talk to an adult about what happened in the story.

Can you retell 'The Christmas Story'? Use the pictures on J2 homework to correctly sequence the story.


Christmas Story Sequencing

Cut these images out and stick them in the correct order onto the next page.



Sing a variety of Christmas songs including 'Chubby Little Snowman', 'Christmas Pudding' and 'The Father Christmas Song' with your family. The words for these songs can be found on J2 homework.

Can you record a video of your favourite song and upload it to HWB for us to listen to your beautiful singing.



You know most of the sounds in the word 'Santa'. Can you name these sounds and practise the formation rhyme for each of the letters (A copy of these rhymes can be found in the 'Daily Dos' file on J2 homework).

Watch the Christmas episode of 'Alphablocks' to practise your letter sounds.

<https://www.bbc.co.uk/iplayer/episode/b01n842h/alphablocks-series-3-2-snowman>



Read the story 'Snow Friends' or listen to your teacher reading the book on FlipGrid (code found in J2 homework).

Talk to an adult about what happened in the story. Talk about the pictures and the characters.



Little Bear discovers that playing in the snow is much more fun with friends. Can you talk about who your friends and what fun activities you enjoy doing with them?

You could also draw a picture of you and your friends completing an activity and upload it to HWB for us to see.

Have fun writing the word 'Santa' in shaving foam, in glitter or in pretend snow.

You can also practise writing your name in this way too.




Use the pencil control tracking sheet to develop your fine motor and writing skills.



Mathematics Development

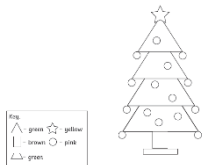
Can you create a 2D Christmas shape?
You can use the shape resources on J2 Homework or create your own using a range of 2D shapes.



Complete the 2D colour by number worksheets on J2 Homework. What 2D shapes can you see?

2D Shape Colouring

Can you colour the shapes to complete the picture?



Take part in the Christmas version of the 'Teddy Numbers' interactive counting game. Give Teddy the correct number of presents up to 5/10.
<https://www.topmarks.co.uk/learning-to-count/teddy-numbers>



Play 'The Gingerbread Man' Christmas game to count, match and order numbers to 5/10.
<https://www.topmarks.co.uk/learning-to-count/gingerbread-man-game>



Sing the song 'Five little elves' to practise counting backwards from 5. You can find the song to help you sing the song on J2 Homework.

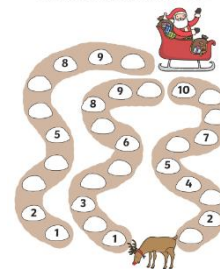


Can you also practise counting backwards from 10?



Help Santa learn how to count and write his numbers to 10. Fill in the missing numbers to 10 using the 'Christmas Missing Number 1-10' sheet on J2 Homework.

Christmas Missing Numbers 1-10



Count the Christmas items to 10. How many Christmas crackers can you count?

Counting at Christmas up to 10

Write how many items there are in the circle.









Can you make a Christmas scarf for the snowman? Complete the stripy scarf repeating pattern worksheet on J2 homework. You could also use different coloured 'Lego' to create a repeating pattern.



Play the Christmas pattern game on 'Top Marks' (Level 1).
<https://www.topmarks.co.uk/ordering-and-sequencing/christmas-patterns>



Science and Technology	Health and Well-Being	Expressive Arts	Humanities	Welsh/Cymreig
<p>Use the Paint app on JIT to create a Christmas scene. You can choose a snowy background and then use tools to select the different stickers' e.g Santa and reindeers.</p>  <p>Use the 'Top Marks' website to decorate your own Christmas tree.</p> <p>https://www.topmarks.co.uk/Christmas/decorate-tree</p> 	<p>Take part in the 'Santa Action Game'. Listen to the commands to see what action you need to be doing. Follow the link in J2 Homework for a list of commands for this activity.</p>  <p>Take a photo of you and your family completing a Christmas activity together e.g. watching a Christmas film or Christmas cooking. Upload the photo on HWB.</p> 	<p>Practise your cutting skills by making a paper snowflake. You could also use different materials to decorate. Instructions on how to make a snowflake are on the J2 Homework app.</p>  <p>Make a Christmas salt dough decoration to hang on your Christmas tree. Instructions on how to make the salt dough decoration are on J2 Homework.</p> 	<p>Explore the Powerpoint presentation on J2 Homework about 'Father Christmas around the world'. Discuss with your family where you would like to celebrate Christmas in the world and why?</p>  <p>Track Santa as he travels arounds the world deliverign presents to all the good boys and girls.</p> <p>https://trackingsanta.net/</p> 	<p>In the Winter the weather is cold and can sometimes be snowy.</p> <p>Can you practise the Welsh weather language patterns below?</p>  <p>Mae hi'n oer/It is cold.</p> <p>Mae hi'n bwrw eira/It is snowing.</p> 

After you complete your activities don't forget to share your work/photos/videos to your HWB Files for Mrs Davies and Miss Wilson to see and make comments.