



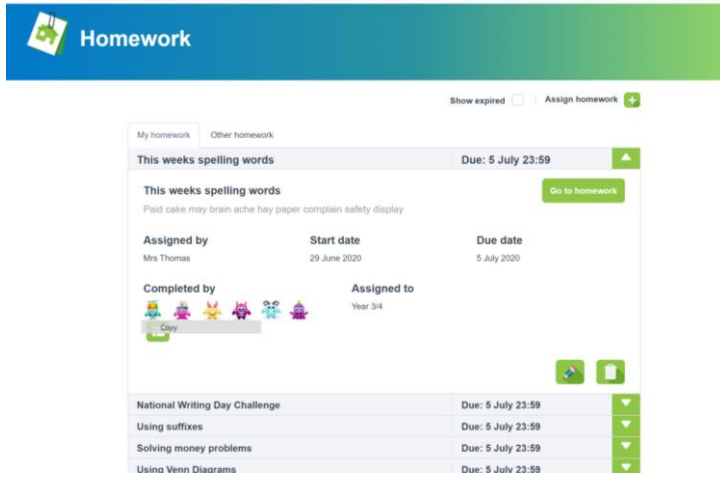
Learning Activities: Year 3/4




Week Commencing: 6th July 2020


Note to Parent/Guardians: Below is a list of activities for your child to complete this week. You or your child will be able to contact me by email (ThomasJ1347@hwbcymru.net), j2message or through a learning conversation on your child's Hwb account.

All the tasks and links are set up in the Shared files and j2homework section in just2easy, Hwb. Just click the 'Go to homework' button that will take you directly to the work and resources. Let me know when you have finished by clicking on 'Mark as complete'.



Literacy	
1	<p><u>Spelling</u></p> <ul style="list-style-type: none"> Spelling Test: Ask someone in your home to test you on last week's words. Send me your result in j2 message. This week's spelling words: <p style="text-align: center;">jam jaw gem just January gym join jump giraffe edge</p> <p>A word-search and an activity with this week's words are available in the shared file on Hwb.</p>
2	<p><u>The Messy Magpie</u></p> <p>Morris the Magpie feels so lucky when the humans drop some shiny gifts in the forest. <i>"The more of these gifts that his human friends threw, the more his collection expanded and grew."</i> But are they the generous gifts that Morris first thought? Discover the importance of looking after our environment with this uplifting story.</p> <p>You will find all the resources in this weeks shared file 'Home tasks 6th July'</p> <p>Task 1 – Read through the Power point story. Task 2 - Complete the Reading Comprehension. Task 3 – Complete the word search and crossword.</p> 
3	<p><u>Adding suffix -ed</u></p> <p>For words that end in a short vowel sound followed by a consonant, you need to double the last letter then add the suffix. For example: mop + ed = mopp<u>ed</u></p> <p>Watch the You tube video for a lesson on the spelling rule-https://www.youtube.com/watch?v=EmO1KoPY5aU Complete the worksheet in this weeks shared file - https://www.i2e.com/tairgwaith-primary-school/Mrs+Thomas/Topic+folders/Topic+Wild+wood/The+Messy+Magpie/Messy+magpie+adding+suffix+ed</p>
4	<p>Read one book from Active Learns Bug club; https://www.activelearnprimary.co.uk/login?c=0&l=0 Complete a book review. You can find the template in the shared files in j2e, HWB</p>

Numeracy	
1	<p><u>Interpret charts</u> Learn about some different ways data can be shown or 'visualised' and how to find information from the data. Complete the BBC Bitesize lesson and the worksheet 'Handling Data' in this weeks shared file. https://www.bbc.co.uk/bitesize/articles/ztfrsk7</p>
2	<p><u>The Messy Magpie Time Challenge</u> Work out the time Morris was at different places throughout the day. Complete the worksheet in this weeks shared file. Choose the worksheet that best suits your ability. Task: Can you create your own Time challenge?</p>
3	<p><u>Reasoning Challenge</u> Complete the Messy Magpie word problem cards in this weeks shared file.</p>

Topic – Wild Wood	
1	<p><u>Helping our Woodlands</u> This week we are looking the way humans affect the local environment, especially the impact on birds and wildlife and the need for us to recycle our waste. *Complete the 'The Messy Magpie' Literacy tasks first. Task 1 - Complete the PowerPoint 'Don't drop Litter.' Task 2– Can you create a poster or write a letter persuading people to stop dropping litter and to save our woodland habitats?</p>
2	<p><u>What type of bird is Morris?</u> Research Morris and create a fact file using the 'Magpie Fact file' template in this week's shared file.</p>
3 DCF	<p><u>Dance mat typing</u> Level 4: Learn five more keys and how to make capital letters. In this level you will learn to type the letters x and z. You will also learn how to make capital letters and type three more keys: the apostrophe, slash and full stop. https://toybox.tools.bbc.co.uk/activities/id/activity-dance-mat-typing-level4/exitGameUrl/http%3A%2F%2Fwww.bbc.co.uk%2Fguides%2Fz3c6tfr</p> 
4 PE	<p><u>The Body Coach TV with Joe wicks</u> Complete the Active 8 workout featuring Harry. https://www.youtube.com/watch?v=TUp2_VAHlrl</p>