



## Learning Activities: Nursery/Reception



### Week Commencing: 11<sup>th</sup> May 2020

Below are a list of activities for you to complete with your child this week. You can contact me by email or through learning conversations on your child's Hwb account. Please do not hesitate to contact me if you are unsure of your child's Hwb log in or password, or if you need support with the activities. ( [SmithK165@hwbcymru.net](mailto:SmithK165@hwbcymru.net) )


**Please upload photos of the activities to your child's Hwb account or attach to an email.**

| Literacy |  |
|----------|--|
| 1        | Spelling – make a list of words (3-6 letters long) that have 'c', 'k' or 'ck' in them. You can write the words in interesting ways – coloured pens, paints, chalk outside, sand etc.<br><b>Examples – cast, crab, kid, kick, sack, back</b> (ck usually used together at the end of a word)<br><b>Extension – (Reception pupils only if above words are too easy)</b><br><b>oa words – goat, soap, groan, coast, cloak</b> |
| 2        | Writing – Write sentences about your favourite thing to do at the seaside using the tricky words 'I' and 'the'. These words cannot be sounded out, so you will need to learn to read and write these words from memory. If your child is not ready for sentences yet, please just practise writing/recognising the word in different ways e.g. hide and find the tricky words around the house, make posters.              |
| 3        | Reading – Read 2 of the assigned books on Bug Club, complete the quiz activities (click on the Bug icon throughout the book). All Nursery pupils have also been assigned books that you can read through together.   |

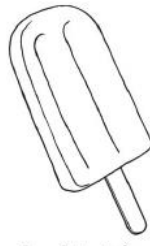
| Numeracy |  |
|----------|--|
| 1        | Recognising & forming numbers – make number cards between 0 – 50 (go up to the number your child is comfortable working at - some nursery pupils will only be working up to 5). Mix up the number cards and then order them correctly on the floor or hang on washing line/string. Take a photo to upload to hwb or email.         |
| 2        | Recognising numbers – play the ladybird spots matching game where you need to match the ladybird with the correct numeral (you can also play the counting and ordering versions of the game) <a href="https://www.topmarks.co.uk/learning-to-count/ladybird-spots">https://www.topmarks.co.uk/learning-to-count/ladybird-spots</a> |
| 3        | Directions – Create a small obstacle course in your garden or as part of your daily exercise and use directional language (over, under, up, down, left, right, through) to guide mum/dad/brothers/sisters through the course. Why not try it blindfolded or time yourself to see who can complete in the fastest time?             |

| Topic – Under the Sea |  |
|-----------------------|--|
| 1                     | PE – Yoga – follow the cosmic yoga video on youtube where you will be taken to an under the sea adventure while stretching and working your muscles in your body. Have a discussion about why exercise is good for us and the importance of keeping fit and healthy <a href="https://www.youtube.com/watch?v=qC83oFEeVZA">https://www.youtube.com/watch?v=qC83oFEeVZA</a> .  |
| 2                     | Welsh – Practise the phrase 'Dw i'n hoffi... ar lan y mor' (I like...at the seaside). Write a sentence or draw a picture about what you like to do at the beach, label in Welsh. <ul style="list-style-type: none"><li>- adeiladu castell tywod (building sandcastles)</li><li>- hufen iâ (ice cream)</li><li>- pysgod a sglodion (fish and chips)</li><li>- padlo (paddling)</li></ul> I have also attached a Welsh colouring sheet if you wish to complete it. |

# Taflen Liwio Geiriau'r Haf



haul



loli iâ



coeden palmwydd



castell tywod



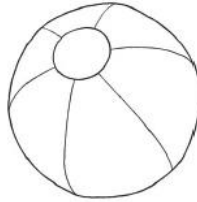
hufen iâ



awyren



cadair gynfas



pêl lan y môr



barbeciw



eli haul



bwced a rhaw



sbectol haul