



## Learning Activities: Nursery/Reception



### Week Commencing: 1<sup>st</sup> June 2020

Below are a list of activities for you to complete with your child this week. You can contact me by email or through learning conversations on your child's Hwb account. Please do not hesitate to contact me if you are unsure of your child's Hwb log in or password, or if you need support with the activities. ( [SmithK165@hwbcymru.net](mailto:SmithK165@hwbcymru.net) )

**Please upload photos of the activities to your child's Hwb account or attach to an email.**








Literacy	
1	Spelling – make a list of words (3-6 letters long) that have 'h' or 'r' in them. You can write the words in interesting ways – coloured pens, paints, chalk outside, sand etc. <b>Examples – hen, hot, hand, red, trap, drink</b> <b>Extension – (Reception pupils only if above words are too easy)</b> <b>ee words – bee, tree, green, screen</b>
2	Writing – Learn the tricky words 'me' and 'we' and use them in a sentence to tell me about something you did during half term. Examples: <i>We went for a walk.</i> <i>My mum baked a cake with me.</i> <b>Reception</b> - try to write most of your words independently. <b>Nursery</b> – give the sentence orally and then overwrite parents' written words. Please take photos and upload to Hwb or send via email.
3	Reading – Read 2 of the assigned books on Bug Club, complete the quiz activities (click on the Bug icon throughout the book).

Numeracy	
1	Counting – Complete the attached worksheet on counting animals. There are 2 levels. Please pick the level most suited to your child.
2	Counting & recognising – play the game using the link below. You need to count the animals and match to the correct number. <a href="https://pbskids.org/curiousgeorge/busyday/hideseek/">https://pbskids.org/curiousgeorge/busyday/hideseek/</a>
3	Money – Set up a 'Zoo Gift Shop' and role play buying and selling items with real coins or toy money. Focus on using 1p, 2p, 5p and 10p. Some pupils may be able to work up to 20p. Fill your zoo shop with any animal items that you have in your house e.g. cuddly toy animals, books about animals, animal figurines, lego animals or any other items you wish to sell in your shop! Why not make your own price tags? Take a photo and save to hwb or send via email.

Topic – Animals	
1	PE – Learn and perform 'The Animal Boogie' dance on the link below – it is one of my favourites! I wonder if you can create your own animal boogie by creating dance actions to represent your favourite animals? <a href="https://www.youtube.com/watch?v=25_u1GzruQM">https://www.youtube.com/watch?v=25_u1GzruQM</a>
2	Art – Draw or paint your favourite animal. It may be helpful to look at some photos of the animal on the internet first so that you can check the correct colours and proportions of your chosen animal. Please add a photo to Hwb or send via email – I am looking forward to seeing your creations!

# Farm Counting

Write how many items there are in the circle.



# Farm Counting

Write how many items there are in the circle.

