




## Rhythm Sticks



Rhythm sticks are a type of percussion instrument. We use them to create a sound by tapping them together, or on another hard surface like the floor. They are usually made from wood. You might recognise them or have used them before in school.

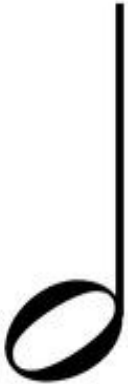







We are going to learn some simple rhythm stick actions and play along with some famous songs that you might know! Don't worry if you haven't got rhythm sticks at home, anything strong enough to be tapped together and make a sound will work just as well. For example, you could use two wooden spoons, rulers, pens or even some sticks from the garden!

### Rhythm Stick Actions

Let's have a look at some of the music notes we will be using in our songs, how many beats they last for (or how long we count them for) and how to play them with our rhythm sticks.

Note	Number of Beats	Action
 Crotchet	This note lasts for 1 beat.  We count to 1 when playing this note.	When you see this note tap both rhythm sticks on the floor once. 

Note	Number of Beats	Action
 <p data-bbox="293 792 405 831">Minim</p>	<p data-bbox="533 456 927 495">This note lasts for 2 beats.</p> <p data-bbox="533 533 852 607">We count to 2 when playing this note.</p>	<p data-bbox="952 232 1385 416">When you see this note tap both rhythm sticks on the floor on count 1, then lift them upwards away from the floor on count 2.</p> 
 <p data-bbox="280 1317 421 1355">Quaver</p>	<p data-bbox="533 913 906 1025">One of these notes lasts for ½ a beat. Together they last for 1 beat.</p> <p data-bbox="533 1066 916 1140">We count “1 and” when playing these notes.</p> <p data-bbox="533 1180 919 1330">Saying the word ‘spider’ can help you to count these notes when you’re playing them.</p>	<p data-bbox="952 880 1385 992">When you see this note tap both rhythm sticks together quickly twice.</p> 
 <p data-bbox="225 1800 477 1839">Crotchet Rest</p>	<p data-bbox="533 1554 895 1592">This rest lasts for 1 beat.</p> <p data-bbox="533 1632 852 1706">We count to 1 in our heads for this rest.</p>	<p data-bbox="952 1408 1385 1520">When you see this rest hold both rhythm sticks as still as possible.</p> 

Rhythm Stick Patterns

Before you try and play along with some famous songs, let's see if you can correctly tap out the rhythm patterns below. Remember you can try them as many times as you like!



### Let's Play!


stick songs to your family, or record yourself playing and send it to your class teacher?

### YouTube Links

Use these links below to play along with your rhythm sticks! If you'd like to try some different songs, try searching 'rhythm play along' or 'rhythm stick play along' into YouTube to see what other songs you can find.

Good luck!

Angry Birds Theme Tune:

<https://www.youtube.com/watch?v=jkjhF0TRxE4&list=PLbHSzbH9XvQlwmgi2aQlyk2HWSxE9hIM1>

Mario Bros Theme Tune:

<https://www.youtube.com/watch?v=ZdATT7rO5BQ&list=PLbHSzbH9XvQlwmgi2aQlyk2HWSxE9hIM1&index=4>

In the Hall of the Mountain King:

[https://www.youtube.com/watch?v=Wk43IDUQmTk&list=PL2cT12KkPHIF0PSaS-5a0EY3af\\_OUN-QU&index=14](https://www.youtube.com/watch?v=Wk43IDUQmTk&list=PL2cT12KkPHIF0PSaS-5a0EY3af_OUN-QU&index=14)

Dance of the Sugar Plum Fairy:

[https://www.youtube.com/watch?v=qC3ZIV0ppAc&list=PL2cT12KkPHIF0PSaS-5a0EY3af\\_OUN-QU&index=15](https://www.youtube.com/watch?v=qC3ZIV0ppAc&list=PL2cT12KkPHIF0PSaS-5a0EY3af_OUN-QU&index=15)

Star Wars Theme Tune:

<https://www.youtube.com/watch?v=SbPrMrqPW88>