





Maths Counting Sequencing Numbers Ordering			Music BBC Radio - nursery rhymes, songs, music	Literacy Complete a book review about your school reading book. Include the title, author, characters, what the story is about and give it a star rating out of 5.	RE Retell the story of the Last Supper using words and pictures.
Spelling the a do to today of after again any bath beautiful because	said says are were was is his has I both break busy	behind cold could door even children Christmas class climb clothes child every	Writing- Stories Make character puppets based on the story, The Lighthouse Keeper's Lunch. In the real story by Rhonda and David Armitage, the characters are called Mr and Mrs Grindling. We have changed their names to phonetic spelling names. <ul style="list-style-type: none"> • Mr Grant the lighthouse keeper • Mrs Grant the lighthouse keeper's wife • Bob the cat • The three seagulls 	Physical Development <ul style="list-style-type: none"> • Any art and craft activities where children are drawing, sticking, cutting, manipulating etc. are beneficial to their physical development and fine motor skills. • Any construction such as Lego, Duplo, blocks, etc. Is excellent for developing hand-eye coordination and imagination. • If your child is well enough, make an obstacle course. • Den building. 	Role Play Role play plays an integral role in the Foundation Phase. Here are some ideas which I am sure already goes on in abundance in your house, but are excellent learning opportunities: <ul style="list-style-type: none"> • Playing shop with real money- take turns being the shop keeper. Work out change together (Only use multiples of 10). • Occupations – police officer, doctor, fireman, chef, etc.

The above links are to be used online and will take you directly to the specific website. Your child can systematically go through the tasks. Please ensure they understand a task before moving on- it's better for them to repeat the task multiple times rather than them to rush through everything.

  Look and Say	 Look, Say and Write	 Cover and Write
<u>class</u>		
<u>because</u>		

This table is a good example of how to practise spelling new words.